



GOVERNMENT OF JHARKHAND
Jharkhand State Livelihood Promotion Society
(JSLPS)

JHARKHAND OPPORTUNITIES FOR
HARNESSING RURAL GROWTH PROJECT
(JOHAR)

Social Assessment, Social Management
& Tribal Development Framework

(Final Report)
24February 2017

Contents

Executive Summary.....	1
Chapter 1 Jharkhand State Livelihood Promotion Society	10
Chapter 2. Jharkhand Harnessing Opportunities for Rural Growth Project.....	16
Chapter 3 Social Assessment	27
Chapter 4 Socioeconomic Baseline	29
Chapter 5 Legal, Regulatory and Policy Framework.....	45
Chapter 6 Stakeholder Analyses and Consultations.....	56
Chapter 7 Key Social Issues, Impacts and Risks	68
Chapter 8 Other Social Issues.....	77
Chapter 9 Tribal Development Framework.....	84
Chapter 10 Social Management Framework.....	98
Annexure 1. Stakeholder Consultations and Field Visits	116
Annexure 2 Tribal groups of Jharkhand.....	139
Annexure 3 Particularly Vulnerable Tribal Groups (PVTGs) of Jharkhand	140
Annexure 4 Suggested summary of contents of a short TDP	141
Annexure 5. Screening for Tribal presence	142
Annexure 6 Social Impact Screening Checklist for Community Infrastructure .	143
Annexure 7 Economic Characteristics of Women Headed Households in districts covered under JOHAR	144
Annexure 8 Safeguard Disclosure Workshop	145

List of Tables

Table 1 Fishery Sector Resources in Jharkhand State.....	30
Table 2 Work Participation Rate by Social Group in Jharkhand in 2011-12.....	32
Table 3 Unemployment Rate in India and Jharkhand.....	33
Table 4 Human Development Indicators.....	35
Table 5 Agro Climatic Zones of Jharkhand.....	38
Table 6 Social break-up of beneficiaries under NRLM.....	39
Table 7 Social Policies relevant to the project.....	47
Table 8 Stakeholder Matrix.....	57
Table 9 Feedback table: component-wise social issues.....	64
Table 10 Social Risks and Mitigation Measures.....	70
Table 11 LWE Areas in Jharkhand.....	77
Table 12 Identified factors distinguishing affected and forward districts.....	78
Table 13 District-wise distribution of Tribal Population of Jharkhand.....	87
Table 14 Scheduled Areas in Jharkhand.....	88
Table 15 Key Actions under TDF.....	95
Table 16 Budget Break-up for Social Safeguards and Tribal Management.....	109
Table 17 Detailed Guidance on SMF Activities.....	111

List of Figures

Figure 1 Map of selected blocks.....	17
Figure 2 Map of Jharkhand.....	29
Figure 3 Agricultural Map of Jharkhand.....	31
Figure 4 Number of Operational Land Holdings by Size Class.....	33
Figure 5 Number of Operational Land Holdings by Social Groups.....	34
Figure 6 Area of operational Landholdings by Social Groups.....	34
Figure 7 District wise Female Literacy Rate in Jharkhand 2011.....	35
Figure 8 Per Capita Income by occupation (in Rs.).....	42
Figure 9 Particularly Vulnerable Groups and their Population in Jharkhand.....	87
Figure 10 Organogram for SMF.....	106

Abbreviations Used

ACA	Additional Central Assistance for LWE affected districts
AKM	Aajeevika Krishak Mitra
AMM	Aajeevika Matsaya Mitra
ANM	Auxiliary Nurse Midwife
APMC	Agricultural Produce Market Committee
APS	Aajeevika Pashu Sakhi
ATMA	Agricultural Technology Management Agency
BDC	Business Development Cell
BDO	Block Development Officer
BIRD	Bankers Institute of Rural Development
BPL	Below Poverty Line
BPMU	Block Project Management Unit
CBMS	Community Based Monitoring System
CBO	Community Based Organization
CDD	Community Driven Development
CEO	Chief Executive Officer
CHC	Custom Hiring Centre
CLF	Community Livestock Facilitator
CNTA	Chhota Nagpur tenancy Act
COO	Chief Operating Officer
CSPR	Common Property Resource
CSP	Community Service Provider
DDP	Desert Development Program
DOF	Department of Fisheries
DPM	District Project Manager
DPMU	District Project Management Unit
EC	Executive Council
F-NGO	Field NGO
FG	Farmers Group
PO	Farmer Producer Organization
FRA	Forest Rights Act
FY	Financial Year
GB	General Body
GDP	Gross Domestic Product
GIS	Global Information System
GOI	Government of India
GOJ	Government of Jharkhand
GRC	Grievance Redress Cell
GRM	Grievance Redress Mechanism
GRS	Grievance Redress Service
GS	Gram Sabha
GSDP	Gross State Domestic Product
HDI	Human Development Index
HH	Households
HVA	High Value Agriculture
ICT	Information and Communication Technology
ITDP	Integrated Tribal Development Plan
IFAD	International Fund for Agricultural Development
IFSC	Integrated Financial Services Call Centre
IGRM	Integrated Grievance Redress Mechanism

IMR	Infant Mortality Rate
INM	Integrated Nutrient Management
IPA	Integrated Action Plan
IPM	Integrated Pest Management
ITDA	Integrated Tribal Development Agency
JSLPS	Jharkhand State Livelihood Promotion Society
KCC	Kisan Credit Card
KVK	Krishi Vigyan Kendra
LAA	Land Acquisition Act
LPG	Liquefied Petroleum Gas
LWE	Left Wing Extremism
M&E	Monitoring and Evaluation
MADA	Modified Area Development Approach
MASS	Mobile Agriculture School and Services
MDG	Millennium Development Goals
MGNREGA	Mahatma Gandhi National Rural Employment Guarantee Act
MIS	Management Information System
MKSP	Mahila Kisan Sashaktikaran Pariyojna
MMR	Maternal Mortality Rate
MoRD	Ministry of Rural Development
MoU	Memorandum of Understanding
MPI	Multidimensional Poverty Index
NABARD	National Bank for Rural and Agriculture Development
NFHS	National Family Health Survey
NSSO	National Sample Survey Organization
NGO	Non-Government Organization
NHM	National Horticulture Mission
NIRD	National Institute of Rural Development
NMMU	National Mission Management Unit
NPRR	National Policy on Resettlement and Rehabilitation
NRLM	National Rural Livelihood Mission
NRLP	National Rural Livelihood Project
NTFP	Non Timber Forest Project
OBC	Other Backward Caste
OP	World Bank's Operational Policy
OPHDI	Oxford Poverty and Human Development Initiative
PAD	Project Appraisal Document
PDO	Project Development Objectives
PESA	Panchayati Raj Extension to Scheduled Areas
PFI	Partner Financial Institutions
PIU	Project Implementing Unit
PNG	Piped Natural Gas
PPCSP	Public Private Community Participation
PRIs	Panchayati Raj Institutions
PVTG	Particularly Vulnerable Tribal Group
RDD	Rural Development Department
RRP	Road Requirement Plan
SA	Social Assessment
SC	Scheduled Caste
SECC	Socio Economic Caste Census
SGSY	Swarnjayanti Gram Swarozgar Yojna
SHG	Self Help Group
SMF	Social Management Framework
SPIP	State Perspective and Implementation Plan

SPMU	State Project Management Unit
SPMU	State Project Management Unit
SPTA	Santhal Pargana Tenancy Act
SRLM	State Rural Livelihood Mission
SRS	Sample Registration System
ST	Scheduled Tribe
TDF	Tribal Development Framework
TDP	Tribal Development Plan
TFR	Total Fertility Rate
ToT	Training of Trainers
TSA	Technical Support Agency
UNDP	United Nations Development Program
UNDP GOAL	UNDP's Governance and Accelerated Livelihoods Support Program
UPSS	Usual Principle and Subsidiary Status
USOF	Universal Service Obligation Fund
VO	Village Organization
WB	World Bank
WPR	Work Participation Rate
WUG	Water Users' Association
WUG	Water Users' Group
YP	Young Professional

Executive Summary

Project Development Objectives. The Jharkhand Opportunities for Harnessing Rural Growth (JOHAR) project will create a transformative change in the incomes of rural producers through enhanced and diversified household income in select farm and non-farm sectors for targeted beneficiaries in project area. The project development objective (PDO) of JOHAR is “to enhance and diversify household income in select farm and non-farm sectors for targeted beneficiaries in project areas”.

Project Beneficiaries. JOHAR will reach out to about 200,000 rural households in 65 project blocks spread across the 17 project districts. The primary project beneficiaries are going to be rural households in the JOHAR blocks, especially those with existing and potential marketable surplus in high value agriculture, livestock, fishery and non-timber forest produce (NTFP). The sub-sector-wise outreach will be 150,000 households for High Value Agriculture and Irrigation, 50992 households for livestock, 34,500 households for fishery and 65,600 households for NTFP interventions. However, there will be an overlap of beneficiaries since each household will benefit from interventions of at least, to sub sectors.

These sub-sectors not only align with Jharkhand’s comparative advantages but will also enable JOHAR to target marginalized socioeconomic groups such as women and men from scheduled caste (SC), scheduled tribes (ST), small and marginal as well as landless households.

Project Area. The 122 blocks in the state were ranked based on a set of criteria that included presence of mature community institutions, intensity of production in selected sub-sectors (high value agriculture, fisheries, livestock, non-timber forest produce), proximity to markets, access to public infrastructure such as irrigation, water bodies and roads; presence of community services professional (CSPs), etc. The ranking process helped to identify a set of 76 blocks in 19 districts where the project will focus interventions on identified primary and secondary sub-sectors.

The Project builds on the significant social, institutional and financial inclusion and empowerment of the rural poor households, and producers, under the World Bank supported National Rural Livelihood Project (NRLP). The beneficiary households will be a sub-set of the self-help group (SHG) households supported by NRLP and will be selected for inclusion in the project through a participatory, community-driven process that will employ well-defined criteria including actual/potential ability of households to generate marketable surplus production.

Project Strategy. The PDO will be achieved through: i) mobilizing and organising rural producers into producer groups and organizations; ii) formation and capacity building of producer organizations; ii) provision of training and technical support to the producer organizations on productivity enhancement, crop diversification, climate resilient production practices, value addition, better market linkages and more profitable participation in rural value chains; iii) improving access to financing, including innovative financial products, through the community institution platform and commercial banks, iv) investments in small scale, Community managed infrastructure for irrigation, aggregation/storage and primary processing (packing, sorting, grading etc.); v) promotion of value chain- and agribusiness-focused skills, jobs and micro-enterprises; vi) establishment of ICT enabled market channels/linkages; and vii) establishing partnerships with the private sector, including rural entrepreneurs, for effective forward and backward linkages with producers.

Project Components. The objective of 'Component 1 - Diversified and Resilient Production and Value Addition' is to promote sustainable production through productivity enhancement, diversification, building resilience into production systems (including crop, horticulture, small livestock including fisheries, and NTFP) and creating improved skills and capacities across all the sub-sectors. The second component 'Promoting Market Access, Skill Development and Pro-poor Finance' includes interventions to strengthen forward and backward market linkages for rural producers in the HVA, small livestock, fisheries and NTFP sectors, to upgrade skills of Community services professional and Service Providers in agriculture and allied sectors in order to build their capacity to provide training and technical services to producers, to develop financial systems which enable PGs and POs to access financial services, including credit, from formal financial institutions. Objective of third component 'Project and Knowledge Management' is to establish effective project management systems and facilitate strong knowledge management. This sub-component will support project coordination, implementation, financial management, environmental and social safeguards management, and monitoring at the state and district levels. The sub-component will also invest in MIS, GIS, project evaluation, ICT-mediated citizen engagement systems and capacity building of human resources in the JSLPS.

Socio-economic information. Levels of poverty are among the highest in the country with a sharp contrast among rural and urban poverty. In rural areas, 41.6% of households are below poverty line. The state fares low on the Human Development Index that is much below the national level. Literacy levels are also below national literacy levels. Considering the condition of women, apart from sex ratios that are better than national ratio, development indicators of the state indicates dismal state of women's education and health status. Only 7% of women have completed 12 years of education. Gender gap in literacy is 22 percentage points in Jharkhand. Incidence of anaemia is higher than national level- highest level of 70% anaemia in women is found in Jharkhand. About 43% of women are underweight in Jharkhand. Maternal Mortality Rates is much higher as compared to national figure, i.e., MMR is 219 in Jharkhand, as against 178 nationally. 84% of the operational landholdings in the state are categorised as marginal and smallholdings. SC households own 13.82% of the operational landholdings, while ST own 35.7% of the operational landholdings. According to a socio-economic survey conducted by JSLPS in NRLM areas, 82% of the households own agricultural land but ownership of irrigated land varies widely among the districts (from 12 to more than 50%). Considering GSDP, Jharkhand is classified as a low-income state. The state is among the five poorest in terms of per capita NDSP (2013-14) which is below Rs.50,000. The work participation rate (WPR) in the state is 35.1 as compared to 38.6 at the country level. The unemployment rate, according to UPSS criteria in all India and Jharkhand was 2.2% and 2.6% respectively in 2011-12. In contrast to the all-India pattern where unemployment rate has declined, unemployment rate in Jharkhand has increased in rural areas from 1.4 % to 2.1 % during the same period.

Social Assessment. JSLPS has undertaken a social assessment (SA) exercise to identify, assess and address the key social issues, impacts, risks as well as opportunities related with JOHAR components, including applicability of World Bank's social safeguard policies on involuntary resettlement and indigenous peoples (Scheduled Tribes). The SA involved review and assessment of the i) socioeconomic and human development situation in project areas; ii) legal and policy framework; iii) primary beneficiary and institutional stakeholders; iii) key social impacts and risks of JOHAR interventions, especially in terms of World Bank's social safeguard policies; iv) opportunities to enhance the benefits, especially for women, scheduled caste, scheduled tribe, smallholder, small and marginal farmers and landless households; v) status of women

and opportunities to enhance their participation in the project processes and benefits; vi) status of scheduled tribes, and opportunities to strengthen their participation in project processes and benefits; vi) stakeholder views and feedback viii) approaches to address some of the implementation challenges due to left wing extremism (LWE). The overall SA methodology involved desk review of relevant secondary data and reports/documents, interactions with JOHAR component teams, beneficiary and stakeholder consultations, and field visits in proposed JOHAR clusters covering agriculture, livestock, fishery and non-timber forest produce clusters. Based on these assessments, a social management framework (SMF) has been prepared that includes a Tribal Development Framework (TDF) and specific strategies for beneficiary targeting and social inclusion, consultations and participation, gender and women's empowerment, citizen's engagement and grievance redress system.

Stakeholder Consultations. As part of SA, JSLPS has undertaken extensive stakeholder consultations in Ranchi, Gumla, Khunti, Palamu, West Singhbhum, and Dumka districts in order to get stakeholder/beneficiary feedback on key social issues, impacts/risks as well as good practices and opportunities for enhancing the social benefits of JOHAR for women, smallholders, landless and vulnerable SC and ST households. These consultations involved meetings, focused group discussions and consultations with rural producers and producer collectives, women's SHGs and their higher federations, PRI representatives, leading NGOs and their networks, sectoral line agencies, district administrations, and district/field teams of JSLPS, and other private sector foundations/bodies, and banks. Informed consultations supported by local facilitators specially reached out to rural producers, community leaders, women's SHG/federations and NGOs in tribal and LWE areas. Feedback from these consultations has informed the project strategy on gender, social inclusion, tribal development, social safeguard and citizen's engagement. The Social Assessment Report work was disclosed in a Disclosure Workshop in Ranchi, the key issues raised were addressed in the final report.

Overall, the response to the project components and activities has been positive and welcomed by the primary stakeholders. The consultations have highlighted the need for inclusion of the smaller and marginal farmers in the farmer producer organizations and project interventions related to diversification, intensification, value addition and market linkage. There is a need for adapting the project interventions and strategies for the benefit and inclusion of small and marginal farmers, mainstreaming women's participation and community based approaches, and adopting socially inclusive beneficiary selection (private goods), benefit sharing (for community assets) and farmer contribution strategies. Good models of women led rural production, community-managed irrigation and other common resources/assets already exist in the State and these are being leveraged under JOHAR. Importance of engaging with local institutions including NGOs, PRIs and traditional leaders has been highlighted. The consultations have also brought out the risk from LWE and as well as strategies to manage it. Special emphasis has to be given to inclusion of PVTGs, landless farmers, and women headed households.

Indigenous Peoples Policy (Scheduled Tribes). The World Bank's Operational Policy on Indigenous Peoples (IPs) or Schedule Tribes (STs) is applicable as Jharkhand has a high percentage of tribal population, and tribal population will be significant project beneficiaries in majority of the project clusters, but especially in the livestock and NTFP clusters. A Tribal Development Framework (TDF) has been prepared that will be implemented in JOHAR clusters. In areas where IPs are the majority, the project's Tribal Development Framework will apply. In project locations where IPs comprise a minority, a specific Tribal Development Plan will be prepared to identify issues and means to ensure tribal participation and equal access to project benefits.

Land Acquisition and Involuntary Resettlement. The World Bank's operational policy on involuntary resettlement (OP 4.12) is not applicable as JOHAR does not involve any involuntary land acquisition by the Government of Jharkhand (GOJ). Any subprojects and investments requiring compulsory acquisition of land by GOJ are included in the negative list. The Social Management Framework (SMF) clarifies that any land required by the producer groups/organizations for small scale, community level infrastructure will be accessed through voluntary donation or direct purchase from private individuals, or MOU or resolution, and will be supported by adequate documentation and due procedure. All community infrastructure and PO business plans under the project would be screened for identification of any adverse social impacts related to land, livelihoods or labour influx, and suitable community managed mitigation plans will be prepared and implemented, as applicable.

Key Social Impacts and Issues. Women SHG members, small and marginal farmers and tribal households will be among the major beneficiary groups under JOHAR. They will improve their productivity, productive capacity and incomes, and get better integrated with value chains and agri-markets leading to socioeconomic inclusion in the rural areas. The project will contribute to reduction in gender gaps for women who are largely concentrated in the agriculture and farming sectors. Overall, the main social issue and priority for JOHAR is to ensure the participation and inclusion of women and men from marginalized groups such as Scheduled Tribes, Scheduled Castes, Small and marginal and landless households. The LWE context of the state also creates social and implementation challenges for the project. Based on the social assessment, field visits and the stakeholder consultations, the key social issues for the project are:

- i) Ensuring the inclusion and participation of scheduled tribes, including Particularly Vulnerable Tribal Groups (PVTGs), in project activities;
- ii) Ensuring the inclusion, participation and access of women producers to project interventions on institution building, production, diversification, aggregation, value addition, skills and enterprise, and market linkages;
- iii) Ensuring participation and benefit access for small and marginal farmers, small holder producers, landless, women headed households, especially from SC households; and promoting suitable livelihood opportunities for them within the project components;
- iv) Promoting jobs, skills and enterprise among rural youth, especially in LWE and tribal areas;
- v) Addressing implementation challenges arising out of the LWE context;
- vi) Mitigating potential, small-scale, adverse impacts from community level infrastructure.

Social Management Framework

JSPLS has prepared a Social Management Framework (SMF) that comprises specific strategies related to i) Consultation, Participation and Inclusion, especially of more vulnerable social groups; ii) Tribal Development Framework; iii) Gender and Women's Empowerment; iv) Citizen's Engagement and v) addressing implementation challenges related to LWE; vi) Social Safeguard Screening; vii) Grievance Redressal; viii) Occupational Health, Safety and Labour Issues. The SMF also includes a screening checklist for identifying, and mitigating any minor, local level, adverse social impacts related with community subprojects.

Beneficiary targeting and Social Inclusion. JOHAR is targeted at the districts in Jharkhand that include the highest proportion of Scheduled Tribes, including the five

districts in the state where STs comprise the majority of the population. Gumla, Lohardaga and West Singhbhum districts account for more than 50% of the tribal population in Jharkhand and all three are covered under JOHAR. The geographic targeting also includes seven of the ten poorest districts in the state in terms of poverty incidence and the top five districts in terms of poverty density. The key strategies on beneficiary targeting and social inclusion under JOHAR are:

- i) Geographic targeting will focus on districts with a high proportion of ST populations and high poverty incidence and density.
- ii) Compile basic socio-economic profile of beneficiary farmers including landholdings, social group, production and marketable surplus to assist in beneficiary identification and targeting.
- iii) Support for participatory beneficiary selection and inclusion of small and marginal landholding households, landless households, SC, ST households in membership and leadership of Farmer Groups, Water User Groups and Producer Groups, in demonstrations and pilots on improved technologies, and trainings.
- iv) Ensure selection, training and engagement of women, youth from landless, small and marginal, SC, ST households and hamlets in project villages as community resource persons,
- v) Financing of PGs and POs will have social inclusion criteria with respect to women and SC, ST households and other vulnerable groups,
- vi) Market assessment and value chain studies will identify specific opportunities and options to strengthen the participation of small rural producers, SC and ST and women headed households.
- vii) Monitor and maintain data disaggregated by gender and SC/ST households for project interventions.

Consultation and Participation. The Consultation and participation strategy comprises the following key interventions:

- i) During producer mobilization convene meetings at the habitation level with tribal groups, women, SC households, sharecroppers and agriculture labourers, and common land users.
- ii) Consultations will be held on participatory planning for beneficiary selection, crops, micro irrigation systems, business planning, agribusiness infrastructure, and value chain and market linkage plans.
- iii) IEC interventions would be undertaken to educate and mobilize primary stakeholders on project objectives and interventions.
- iv) JOHAR implementation and farmer mobilization process will be based on consultations and focus group discussions with primary beneficiaries of the project, including vulnerable groups such as small and marginal farmers, women farmers, tribal farmers, and local NGOs, PRI representatives, and any other vulnerable groups.
- v) Farmers groups would be involved in monitoring and record feedback of their interventions.

Gender and women's economic empowerment. About 75% of the more than 199,000 JOHAR beneficiaries are going to be women producers in the project blocks. As JOHAR beneficiaries will in large part be drawn from SHGs, women's participation in the project interventions will be a core feature. More specific interventions will include

- i) The project would track and report on gender disaggregated information on participation of women and men producers across project components
- ii) JOHAR will adopt explicit and inclusive criteria for facilitating women's

membership, participation and inclusion in the PGs, WUGs and PGs. Apart from being members of these farmers' institutions, women would also be represented in executive committees and office bearing positions.

- iii) Women producers will be provided training on vegetable production, agriculture, horticulture, fisheries and livestock development and markets and value chains, and will be part of on-farm trials and exposure visits.
- iv) JOHAR would support a cadre of women resource persons in each cluster, who will be provided support for conducting training with larger groups of women at the village level.
- v) Financial literacy and market-linked training will enable women's access to financial services and rural markets.
- vi) In order to ensure their needs are well articulated, expressed, articulated and recorded, FGDs would be conducted with women community members to maximize their participation across all stages of every project intervention.
- vii) JOHAR will undertake dovetailing of project interventions with existing schemes for drudgery reduction e.g. provision of farm implements would be promoted by provision of such implements on a group basis.
- viii) Food Security and Nutrition awareness measures would be undertaken as part of the value chain interventions to address the issue of maternal malnourishment

External resource persons/consultants will be hired to support detailed design and implementation of gender program and conduct special women-focused thematic studies.

Social Impact Screening. While the project will not involve any involuntary land acquisition by the State, JOHAR involves a range of community infrastructure such as community irrigation schemes, village resource centres, cluster service centres, feed mills, NTFP processing units etc. These small-scale subprojects would be subject to the following provisions.

- i) No compulsory private land acquisition will be undertaken under any project component. Such subprojects have been included in the negative list.
- ii) All land for community level infrastructure will be accessed through one of the following methods: voluntary land donation, leasing, private purchase and/or official transfer. Priority would be given to land without any encumbrances. The process for accessing such land would be documented through lease deeds, private purchase agreement, MOU, panchayat resolution or official notification, and will be subject to periodic inspection by the project.
- iii) For all such sub projects and the PO business/investment plans, a social impact screening will be undertaken, along with the environment screening, for identifying, and mitigating any minor, local level adverse impacts. In case of any identified adverse impacts, suitable community actions would be initiated and monitored.

Tribal Development Framework

In line with OP 4.10 on Indigenous Peoples (IPs), a Tribal Development Framework (TDF) that sets out project actions to ensure active tribal participation and broad community support under all project components has been prepared. The overall objective of the TDF is to enable and facilitate inclusion of tribal communities in the project in order to achieve the best possible outcomes of the project for the tribal groups in terms of their mobilization and empowerment, institutions, capacities, and quality of life. JOHAR includes targeting of tribal districts and blocks through the project clusters on Non-Timber Forest Products (NTFP) that are the domain of tribal populations. Under

TDF, The key JOHAR interventions are:

- i) Screening and identification of tribal communities in JOHAR project clusters;
- ii) Holding free prior and informed consultations with formal and informal leaders, community organisations, and PRIs;
- iii) Documentation of broad community support and consent through documenting of meetings, resolutions, MOUs, attendance, especially with the VO/CLF;
- iv) Participation of tribal populations in Farmer Groups, Producer Groups, Water User Groups,
- v) Engagement of local tribal women and men as CSPs as well as for facilitating consultations, data collection, and farmer mobilization.
- vi) Preparation of area specific Tribal Development Plans (TDPs) specially in those clusters where tribal producers have specific constraints to access project benefits, including specific interventions for particularly vulnerable tribal groups through tribal development plans (TDPs);

JOHAR will enter into special partnerships for tribal areas with external resource agencies for capacity building and implementation support.

Specific Strategies for LWE Areas. 19 of the 24 districts in the state are designated as affected by left wing extremism. JSPLS has developed institutional experience and insights on working with communities in remote, excluded LWE affected areas. They have considerable implementation experience of several community-based development interventions including the National Rural Livelihood Project, Mahila Kisan Sashaktikaran Pariyojana (MKSP), and Sanjivani. This experience has emphasized the need for ensuring implementation is strongly community-based and supports poor and tribal communities. The project design also connects with and responds to some of the underlying causes of LWE phenomenon by expanding state support into remote communities, piloting activities to promote access to land and forestry rights and prioritizing tribal youth for the job skills sub-component. More specifically, JSPLS will take up the following measures:

- i) Orientation and Sensitisation of Project Staff, partners and CSPs on LWE context
- ii) Launch JOHAR interventions in project villages through formal meetings of the Gram Sabha and VO/CLF with the participation of BDO, PRI leaders and officials, village level officials of line agencies, community cadre, local NGOs; Special outreach to Mukhiya and Munda
- iii) Ensure high levels of transparency and effective communication on socially inclusive, community managed approaches under JOHAR
- iv) Engaging local youth under the job, skills and microenterprise sub-component; Promoting them as local agri-entrepreneurs, especially in aggregation and transportation (as outside traders often face problems)
- v) Supporting interventions that promote Land Access and Forest Rights in selected JOHAR clusters
- vi) Screening of projects, especially with private partners, for their impact on and risk from the LWE context

Citizens' Engagement Strategy. JOHAR includes many demand driven community based interventions and beneficiaries across different social groups. The citizen engagement strategy includes promotion of community-based ecosystem of producer organizations, extension services, micro-planning, infrastructure management, as well as innovative communication methods for transparency and a Grievance Redress System for accountability. The specific measures are:

- i) Participatory Planning. Sustained community participation and engagement in planning for procurement, production, community irrigation and business operations. The PGs and POs would be engaged and facilitated to undertake

participatory community based planning for undertaking procurement of production inputs, crop and production planning, as well as business and market operations. Farmers groups will be leading the design and planning exercise for the community based irrigation schemes.

- ii) Community Owned and Managed infrastructure. The POs and WUGs would own, plan and manage the pre- and post-harvest infrastructure that would come up with the support of JOHAR. Communities will be involved in design, planning, implementation and management of community water schemes, village resource centres, cluster service centres, and processing centres.
- iii) Community Based Monitoring System. Community participation is an essential prerequisite for strengthening and proper functioning of all community level institutions. Under JOHAR, Community Based Monitoring System (CBMS) will be used to seed the concept of progress and performance monitoring by dovetailing with the existing community architect.
- iv) Integrated Financial Services Call Centre (IFSC) to be established under the Agricultural finance subcomponent will lead to improved understanding of targeted beneficiaries about financial, insurance as well as social security schemes. The IFSC shall contribute to shorter turnaround in resolving the queries, service requests and grievances of the targeted beneficiaries thus resulting in higher satisfaction of customers.

Grievance Redress Mechanism. JSLPS will leverage and adapt the existing grievance Redress mechanism of the on-going National Rural Livelihood Project (NRLP) for JOHAR with some modifications. Grievances related to delivery of project benefits will be recorded and resolved through engagement of the PO committee members, VO, and especially the JOHARCSP and Cluster Coordinators. Resolution of Grievances is also a result indicator that measures the transparency and accountability mechanisms established by the project

Occupational Health and Safety and labour influx. Adequate measures will be taken to safeguard the health and safety of producers particularly with regard to safe use of pest control measures through trainings and use of protective equipment. JOHAR will support voluntary and paid local labour in community-managed infrastructure activities including agro-processing centres, custom hiring centres, common service centres, and irrigation structures. For select projects, social impact screening would also include labour influx and labour welfare issues, and suitable action plans would be prepared.

Capacity Building: Capacity building of JOHAR teams at State, District and Block levels, for CSPs, PGs and POs, and for external partners will be undertaken on the themes of the Social Management Framework, mainstreaming social inclusion, Consultation and Participation, Gender and Tribal development strategies, Citizens' Engagement, grievance redress mechanism, good practices, innovations and LWE Sensitization. External Resource Persons and agencies would be hired for design, development and delivery of the training modules.

Implementation Arrangements: JSLPS will establish suitable institutional arrangements for effective implementation and monitoring of the SMF and the TDF.

- i) The State Programme Manager (institution building) will provide overall leadership to the Social Management under JOHAR. The SPMU will engage a dedicated, full time Project Coordinator (Social) who will have the overall responsibility for implementation of the social management framework of JOHAR, including responsibilities for training, capacity-building, monitoring,

- reporting and documentation. S/he will have strong, demonstrable experience of working on gender/inclusion strategies in rural value chains, PO and agribusiness. The social specialist will work closely with the thematic leads, the PIU nodal officers, the existing SPMs, and report to the Project Director.
- ii) Consultants and Resource Persons. Additional consultants and resource persons will be engaged to prepare the area specific Tribal Development Plans and support the implementation of the gender and inclusion strategies.
 - iii) Each DPMU will have a designated staff (SMIB) responsible for implementing the SMF/TDF in all project clusters in the district. S/he will work through the block team of the field thematic cluster coordinators, community resource persons/professionals to implement the social strategies. Dedicated resources will be set aside for preparation and financing of cluster specific tribal development plans/additional activities.
 - iv) Partner agencies/resource persons will be engaged to work on specific social pilots, partnerships and innovations specially focused on tribal areas and women's economic empowerment. In addition to this provisions would be made to acquire additional human resources to meet any specific technical and/or operational requirement that may arise from time to time.

Monitoring, Evaluation and Reporting: The M&E framework for JOHAR project includes tracking and reporting on participation of women and SC/ST producers across project components, as well as the results framework. The M&E staff will be responsible for collecting data for their independent monitoring of both process and performance indicators. The SPMU will have the operational responsibility for planning and coordinating M&E activities for the entire project. The SPMU will also be responsible for analysis of M&E information and generation of regular 6-monthly M&E reports; conducting independent field visits to monitor implementation and outputs of selected project activities, commissioning special studies as needed, maintaining the MIS, identifying bottlenecks and corrective actions, if needed, and documenting success stories.

The Social Staff would be responsible to report on i) gender and social inclusion indicators and outcomes under the project component ; ii) as well as on implementation of the various strategies under the social management and tribal development framework, with specific focus on participation and inclusion of the smallholder farmers, SC, ST, women farmers in different interventions, farmers mobilization, institutional processes, training and capacity building interventions, detailed implementation planning, access to private goods, access to common assets and infrastructure. In addition, the report would also cover assessment and mitigation of social impacts from village infrastructure/commons supported under JOHAR. The project would undertake special review of the SMF/TDF implementation twice during the project implementation period. The progress Report for the JOHAR will include a section on progress vis-à-vis the social indicators, as well as a narrative report on implementation of the SMF/TDF, good practices and their outcomes.

Budget Estimate. The SMF/TDF includes a dedicated budget estimate for implementing the social safeguard, gender and inclusion interventions summarized

Chapter 1 Jharkhand State Livelihood Promotion Society (JSLPS)

1.1 Introduction

The **Jharkhand State Livelihood Promotion Society (JSLPS)** was formed as an autonomous and independent society in the year 2009 under the aegis of Rural Development Department, Government of Jharkhand. The society was formed to serve as a special purpose vehicle for smooth implementation of poverty reduction strategies, pro-poor schemes and programs in Jharkhand especially for disadvantaged groups. The society works as a nodal agency for livelihood promotion strategies and interventions in the state and collaborates with various government departments, NGOs/CBOs, technical institutions and private sector partners. It functions democratically through its Executive Council (EC) and General Body (GB), which is represented by Secretaries from different Government Departments, policy makers, NABARD, bankers, social workers and representatives of NGOs. The Chairperson of the General Body is the ex-officio Minister, Rural Development, Government of Jharkhand, while the Executive Committee is headed by the Principal Secretary, Rural Development Department. The EC of the society is empowered to approve the systems and policies of the society as well as supervise day-to-day business.

JSLPS was established by the State Government to anchor and implement the National Rural Livelihood Mission in Jharkhand in September 2011 and the state chapter of the project was entrusted to society named as State Rural Livelihood Mission (SRLM). The JSLPS has initiated the SRLM's activity in the financial year 2012-13. The state level State Mission Management Unit (SPMU) was established within the society. The society has been headed by a full-time Chief Executive Officer (CEO) who is supported by a Chief Operating Officer (COO) to look after the operational issues. A team of senior level professionals and thematic experts have been inducted in the team. The SPMU has unveiled its independent vertical at district and blocks as DPMU and BMMU respectively.

1.2 Objectives of JSLPS

The objectives of the Society are:

- i. To alleviate the poverty in the state, especially among the disadvantaged groups by bringing in convergence among various poverty reduction and empowerment programs or schemes.
- ii. To contribute to the lives of the rural poor throughout the state through empowerment and fostering strong self-managed grass root institutions and support investments for the groups of the poor.
- iii. To build support and service structures for providing social and technical guidance to the poor in their overall social progress and livelihood development and in doing so forging partnership and collaboration with relevant Government departments and NGOs.
- iv. Establish models for participatory social and economic development of the rural poor in conformity with all these objectives and prove their relevance, sustainability and suitability of replication.
- v. To facilitate knowledge and experience sharing among stakeholders including – government departments, technical institutions, relevant autonomous agencies of the government, civil society organizations, non-governmental organizations, private sectors, community based organization and research agencies.

1.3 Programs of JSLPS

1.3.1 National Rural Livelihood Project (NRLP)

Genesis: The Swarnjayanti Gram Swarozgar Yojana (SGSY) was a flagship program of the Ministry of Rural Development. It was started in 1999 and was restructured in FY 2010-11 for implementation as the National Rural Livelihoods Mission.

The SGSY aimed at providing sustainable income to rural BPL households through income generating assets/economic activities in order to bring them out of poverty. Evaluation of the SGSY by National Institute of Rural Development (NIRD), Bankers Institute of Rural Development (BIRD) and several others institutions showed mixed results. Out of estimated 25 million households organized into SHGs until 2010, only 22% succeeded in accessing bank credit. It is in this context that the Ministry of Rural Development (MoRD), Government of India (GoI) constituted a Committee on Credit Related Issues under SGSY (under the Chairmanship of Prof. Radhakrishna) to examine various aspects of the scheme implementation. The Committee recommended adoption of a 'Livelihoods Approach' to rural poverty elimination. The government accepted the recommendation of the Committee and restructured SGSY into **National Rural Livelihoods Mission** (NRLM) in FY 2010-11 to provide a sharper and greater focus as well as momentum for poverty reduction. The decision also aimed to achieve the Millennium Development Goals (MDG) by 2015. The Framework for Implementation for N.R.L.M was approved by the Ministry on 9th December, 2010 and the Mission was formally launched on 3rd June, 2011. NRLM implementation is in a Mission Mode. As NRLM follows a demand driven strategy, the States have the flexibility to develop their livelihoods-based perspective plans and annual action plans for poverty reduction. The overall plans would be within the allocation for the state based on inter-se poverty ratios.

NRLM Mission: To reduce poverty by enabling the poor households to access gainful self-employment and skilled wage employment opportunities, resulting in appreciable improvement in their livelihoods on a sustainable basis, through building strong grassroots institutions of the poor.

NRLM, the largest poverty reduction program for poor in the world, aims at reaching nearly 70 million rural households of India. It aims to reach out to all rural poor families and link them to sustainable livelihoods opportunities. It will nurture them till they come out of poverty and enjoy a decent quality of life.

Objectives

1. To alleviate the poverty in the state, especially among the disadvantaged groups
2. To contribute to the lives of the rural poor throughout the state through empowerment and fostering strong self-managed grass root institutions and support investments for the groups of the poor.
3. To bring in convergence among various poverty reduction and empowerment programs/schemes.
4. To evolve strategies and approaches for the empowerment of the poor through social mobilization and institution building for community participation.
5. To build support and service structures for providing social and technical guidance to the poor in their overall social progress and livelihood development.
6. Establish models for participatory social and economic development of the rural poor in conformity with all these objectives and prove their relevance, sustainability and suitability of replication.

7. To facilitate knowledge and experience sharing among stakeholders including – government departments, technical institutions, relevant autonomous agencies of the government, civil society organizations, non-governmental organizations, private sectors, community based organization and research agencies.
8. To strengthen and form producer cooperatives/ groups/companies around key commodities non-farm products and services and expanding poor people's participation in existing commodity cooperatives & producer groups/companies.
9. Support development of new ideas and innovative programs.
10. Foster collaboration between relevant departments at State and District level for poverty alleviation of disadvantaged groups in the state and partnership with civil societies, NGOs or/and any other resource agencies.
11. Provide technical and other advisory support to government and stakeholders.

In this context, Government of India has availed credit from the International Development Association (IDA) for implementing the, **National Rural Livelihood Project (NRLP)**, under NRLM. National Rural Livelihoods Project (NRLP) has been designed as a sub-set of NRLM to create 'proof of concept', build capacities of the Centre and States and create an enabling environment to facilitate all States and Union Territories to transit to the NRLM.

Target Group

NRLM has adopted identification of poor by a participatory process at the level of the community. The participatory process aims at covering the vulnerable groups such as tribal groups, SC and ST groups, women headed households, persons with disabilities and destitute.

Project Components of NRLP

With the exception of Component Two that will be implemented in the 12 targeted states, the remaining components will provide support at the national level to enable the smooth rollout of the NRLM throughout the country.

Component A: Institutional and Human Capacity Development (US\$61.3 million):

The objective of this component is to transform the role of MoRD into a provider of high quality technical assistance in the field of rural livelihoods promotion. This component will finance primarily staff, technical assistance consultancies, and training and related course material.

Component B: State Livelihood Support (US\$793.7 million): The objective of this component is to support state governments in the establishment of the necessary institutional structures and mechanisms for the implementation of NRLM activities from the state to the block level, including support to the formation of institutions of the rural poor. The extent of financing to each state will depend on the basis of state-specific needs as detailed in their respective State Prospective and Implementation Plans (SPIP) that will be jointly reviewed and appraised by the MoRD and the WB prior to the financing of any activities. This component will finance livelihood grants to the poor rural households (i.e. SHGs/federations) to undertake productive livelihood activities as detailed in their livelihood plans, support for higher level producer institutions, producer groups, farmers' collectives, and/or producer companies (PCs), technical assistance consultancies, training and related material, office equipment, and operational costs at the state level and below.

Component C: Innovation and Partnership Support (US\$45 million): Identify, nurture and support innovative ideas from across the country to address the livelihood needs of

the rural poor. This component will finance pilot initiatives and technical assistance consultancies that support innovative livelihoods activities in agriculture, livestock, youth employment, among others, for rural poor households. Support under this component will be for all states.

Component D: Project Implementation Support (US\$100 million): The objective of this component is to strengthen the National Mission Management Unit for effective project management at the national level that develops key systems and processes for coordination and management of the proposed project and the NRLM. This component will finance technical assistance consultancies, training and related material, office equipment, MIS development, and operational costs. Support under this component will be for all states.

1.3.2 Mahila Kisan Sashaktikaran Pariyojna (MKSP)

Rural women form the most productive work force in the economy of majority of the developing nations including India. Agriculture, the single largest production endeavour in India, contributing to 16% of the GDP is increasingly becoming a female activity. Agriculture sector employs 80% of all economically active women; they comprise 33% of the agricultural labour force and 48% of self- employed farmers. About 18% of the farm families in India are reported to be headed by women according to NSSO Reports. Beyond the conventional market – oriented, narrower definition of ‘productive workers’, almost all women in rural India can be considered as ‘farmers’ in some sense, working as agricultural labourers, unpaid workers in the family farm enterprises or combination of the two.

Women in Agriculture are generally not able to access extension services and production assets like seed, water, credit, subsidy etc. As most of them are not recognized as farmers for want of ownership of land, they are not considered as beneficiaries of various government programs / services. The wage differentials between men and women being adverse to them, the situation is further aggravated. Some of the tasks performed by the women are not valued adequately and considered less important economically. Further, due to multiple roles that a woman has to perform within the family and the farm, her access to knowledge and information, is constrained and therefore her opportunities get limited.

To improve the present status of women in Agriculture, and to enhance the opportunities for her empowerment, Government of India has announced “Mahila Kisan Sashaktikaran Pariyojana” (MKSP), as a sub component of the National Rural Livelihood Mission (NRLM).

Objectives

The primary objective of the MKSP is to empower women in agriculture by making systematic investments to enhance their participation and productivity, as also create and sustain agriculture based livelihoods of rural women. By establishing efficient local resource based agriculture, wherein women in agriculture gain more control over the production resources and manage the support systems, the project seeks to enable them to gain better access to the inputs and services provided by the government and other agencies. Once the production capacities of women in agriculture improve, food security ensues for their families and communities.

Specific objectives of MKSP are as under:

1. To enhance the productive participation of women in agriculture;
2. To create sustainable agricultural livelihood opportunities for women in

- agriculture;
3. To improve the skills and capabilities of women in agriculture to support farm and non-farm-based activities;
 4. To ensure food and nutrition security at the household and the community level;
 5. To enable women to have better access to inputs and services of the government and other agencies;
 6. To enhance the managerial capacities of women in agriculture for better management of bio-diversity;
 7. To improve the capacities of women in agriculture to access the resources of other institutions and schemes within a convergence framework.

1.3.3 Sanjivani

Women in every household play a role of central pillar and it has been seen that improvement of status of women in family results in overall improvement of family. Women centred SHG movement is a tried and tested model for fighting against poverty. The State has developed cadre of trained and motivated rural women who have overcome poverty themselves and who are now able to can train other rural local women to be successful like them. With this vision Sanjivani project is initiated by State government in 29 blocks of 13 Districts of Jharkhand under the banner of Jharkhand State Livelihood Promotion Society.

Goal: To empower the women of poor families by bringing them in SHG fold to ensure sustainable livelihood as well as to increase their reach for their entitlements and their participation in decision making process.

Objectives:

1. In selected villages ensure universal coverage of families under SHG fold.
2. Capacity Building of SHGs in the program villages with the help of Community Resource Person.
3. To cover all SHG members under existing social security net.
4. Supporting SHG to undertake livelihood activities of their choice to enhance their current income.

1.3.4 Adarsh Gram Yojna

According to the Census 2011, Jharkhand's nearly 76% population lives in rural area. The State is home to nearly one tenth of the country's Scheduled Tribes population, who constitute 31% of Jharkhand's total population. Another 12% of the population is from Scheduled Castes. The State has 24 districts, 259 blocks, 4423 Gram Panchayat and 32620 villages. The major sources of livelihoods for its people depend on agriculture, Non-Timber Forest produces (NTFP), daily wages labourers, self-employed, etc. State's 39.1% population lives below poverty line (BPL) comprising 41.6% in rural area and 31.1% in urban territories. Despite of climatic suitability for growing wide range of agricultural produce and abundance of natural resources Jharkhand is far behind in overall development if compared with development indices at national level. Majority of population is confronted with pertinent development challenges, viz., illiteracy, poverty and hunger, absence of infrastructure, unemployment, absence of health facilities, housing, etc.

Considering the potential of the state to grow and achieve the development indicators at par with any developed states, the Rural Development Department (RDD), Government of Jharkhand initiated a Model Village Project (Adarsh Gram Yojana) which aims at enhancing quality of life of rural households by adopting integrated development approach in collaboration all lining departments of the State Government as well as

partner agencies. To this end the RDD endeavours to prepare the village level perspective plans integrating all the sectors and subsectors which can contribute to the all-round development of the villages in converting the villages as model village. The model village development plan will be initially initiated in few selected villages 100 villages to begin with as a pilot and as experience gained, it may be replicated in the entire state in phased manner. The perspective plan will be based on the poverty diagnosis of the village with clear understanding of determinants of poverty, resource mapping, skill sets, infrastructure gap, market assessment, assessment of the community institutions and natural resources. The plan document will clearly reflect on the problem and opportunity and scope for convergence with the ongoing programs either centrally sponsored or sponsored by state government.

The ultimate object of the Adarsh Gram Pariyojana is to ensure that each household will be able to earn a minimum of Rs.60,000/- a year by availing them appropriate opportunities in education and skill development, infrastructural development, creating new job opportunities for youths, agriculture and horticulture, dairy, fisheries, non-timber forest produce, non-farm based micro enterprise, promotion innovative and environment friendly livelihoods, setting common facility centres, housing, water and sanitation, health and various other civic facilities, strengthening Gram Panchayats and other village level institutions, decentralization and devolution of power at grassroots.

1.3.5 State-level Support to Livelihood Strategies in Jharkhand

The project aimed to strengthen the State Government's capacity to effectively deliver livelihood schemes and programs by enhancing coordination between various government departments responsible for implementing national and state livelihood support programs. In addition the project also aimed to actively mobilize disadvantaged groups to generate greater awareness and access entitlements and economic opportunities. The project was implemented during 2009-2012. The Project Partners were Department of Rural Development, Government of Jharkhand, and JSLPS. Funding support was provided by the UNDP. Major achievements of the program are as follows:

- A drip irrigation prototype for individual small and marginal land holdings, demonstrated in five districts with more than 300 farmers, has now been up-scaled by the Rural Development Department across the state
- Prototypes are available for up-scaling to generate incremental income for disadvantaged communities engaged in non-timber forest production, lac and paddy cultivation
- Participatory micro plans have benefited 500 villages through identifying available livelihood options
- Support to self-help groups in establishing and managing a poly nursery for growing improved varieties of vegetable seedlings has enabled women members to generate an additional revenue stream
- Housing plan developed for people living Below the Poverty Line
- A curriculum designed to train local village development committees to enable better utilization of Backward Region Grant Funds

Chapter 2. Jharkhand Harnessing Opportunities for Rural Growth Project

2.1 Rationale

Jharkhand is endowed with largest share of the country's mineral resources (40%) and the gross state domestic product (GSDP) of 8.8 % indicating an impressive performance of the economy. On the other hand the state is inhabited by a large proportion of poor with second ranking in rural poverty in India (40.8 % i.e. about 15% points higher than the national average of 25%). A substantial proportion of households (27%) belong to Scheduled Tribes (STs) and half of them are in the trap of poverty. Jharkhand also ranks significantly lower in most human development indicators. The performance of agriculture and allied sectors GSDP stabilized at 16.2% during the 12th Five Year Plan period with an average annual growth of 8% between 2004-05 and 2015-16. However, compared to other low-income States, Jharkhand has seen negative job growth after 2005. There are even fewer job opportunities for women who have withdrawn from the labour force in large numbers. While non-farm employment is increasing (led by construction), half the labour force is still on the farm. The agricultural sector is characterized by a large proportion of small and marginal producers (84%), practicing rain-fed and single-cropped subsistence farming.

Since 2012, the World Bank has been engaged through its support to the NRLM through the National Rural Livelihoods Project (NRLP). Under this project, financial and technical assistance was provided to the target groups to improve their organizational capacity and utility of their productive assets. The program has a strong focus on inclusive targeting of the poor, particularly women and lower caste households, strong community empowerment and financial inclusion. In the light of strong implementation of NRLP, the Government of Jharkhand approached the World Bank for the proposed lending operation to accelerate rural growth by helping the rural households' transition from a subsistence-based economy to a diversified and market-led rural economy. Additionally, the proposed Jharkhand Opportunities for Harnessing Rural Growth (JOHAR) project will create a transformative change in the incomes of rural producers by leveraging the comparative advantage of the state and by bringing a systematic approach to diversification, high-productivity production systems, increased linkage to higher-order markets and rural entrepreneurship. Thus, JOHAR project will tap opportunities to influence the broader policy/enabling environment in the state to facilitate strategic shifts in the sector.

2.2 Project Development Objective

To enhance and diversify household income in select farm and non-farm sectors for targeted beneficiaries in project areas. The PDO indicators are:

- 1 Percent increase in average annual household income (real) of at least 60% of the targeted households
- 2 Percent increase in the proportion of income (real) from select productive livelihoods sources
- 3 Number of farmers reached with agricultural assets or services
 - 3.1 Percent of female farmers
- 4 Percent of project beneficiaries that belong to SC/ST categories.
 - 4.1 Percent of female beneficiaries

2.3 Project Beneficiaries and Outreach

JOHAR projects will reach out to more than 200,000 rural households in 65 project

blocks spread across the 17 project districts. The primary project beneficiaries, and key stakeholders, include women and men farmers (small and marginal), livestock rearers, fishers and tribal communities dependent on forest produce. Participation of women, scheduled caste and scheduled tribe households among the project beneficiaries is a key results indicator of JOHAR.

The sub-sector-wise outreach will be 150,000 households for High Value Agriculture and Irrigation, 50992 households for livestock, 34,500 households for fishery and 65,600 households for NTFP interventions. However, there will be an overlap of beneficiaries since each household will benefit from interventions of at least, to sub sectors. Therefore effectively the target number of household will be about 200,000.

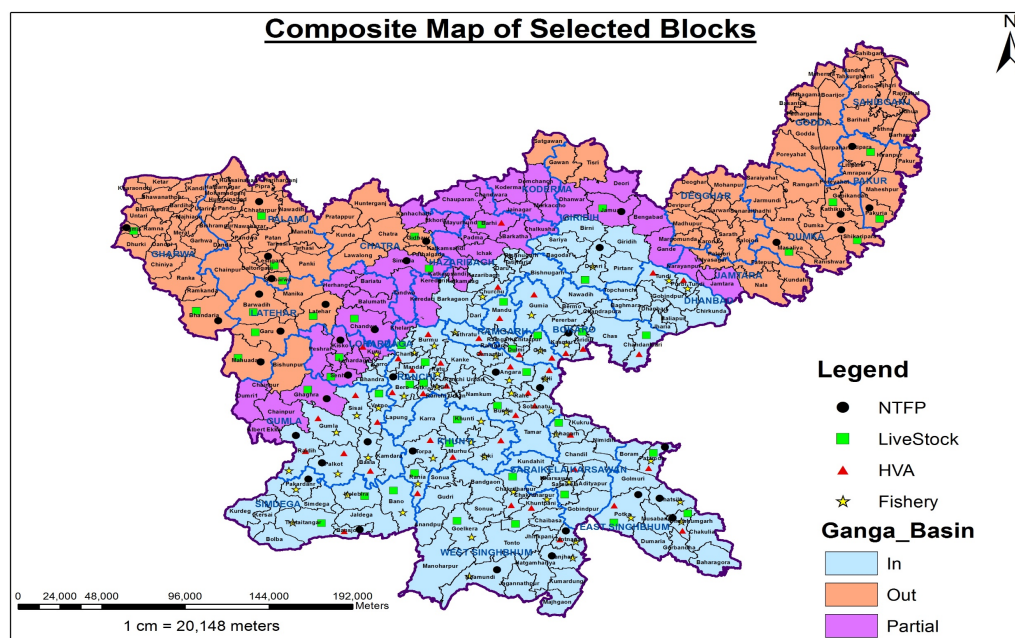


Figure 1 Map of selected blocks

2.4 Project Approach

The proposed project builds on the existing organizational and social capital developed in NRLP districts focusing on both SHG and non-SHG households. This arrangement will be leveraged to develop producer groups and producer organizations in select sectoral clusters. The project will identify rural households that have actual and potential marketable surplus in developing the clusters in order to ensure marketability of produce. Inclusion of marginalized groups in cluster settings will be addressed through a variety of pathways that are built into the project.

Project activities are grouped under three main components:

(a) Component 1 – Diversified and resilient production. This will involve support for producer collectives and for intensification and diversification across the sub-sectors of HVA, livestock, NTFP, fisheries and irrigation.

(b) Component 2 – Promoting market access, skill development and pro-poor finance. This will involve support for promoting market access and private sector participation;

fostering skill development relevant to the focus value chains; and facilitating the development of pro-poor agricultural finance systems.

(c) Component 3 – Project and Knowledge Management. This will involve support for project and knowledge management. The detailed description of the project components is provided below.

2.5 Component 1: Diversified and Resilient Production

The objective of this component is to promote sustainable production through productivity enhancement, diversification, building resilience into production systems (including crop, horticulture, small livestock including fisheries, and NTFP) and creating improved skills and capacities across all the sub-sectors. This component will support collectives of small producers and interventions for diversification, intensification and value-addition in the selected sub-sectors of HVA, livestock, NTFP, fisheries and irrigation.

Sub-component 1.1 Rural Producer Collectives

The objective of this sub-component is to promote collectives of small producers with significant participation of women producers from SHGs. The key strategy adopted will be to build on the work of the existing NRLP where the mobilized households have developed first-level of assets/resources and are significant economic actors in specific sub-sectors/commodities. Close alignment with the institutional structure of SHGs, whose membership base is women from poor households, will ensure that the producer collectives are socially inclusive. The key activities under the sub-component are:

(a) Formation of PGs (about 3400) focusing on production, aggregation and first level of value addition in specific sub-sectors/commodities across HVA, livestock, fisheries and NTFP.

(b) Formation of about 30 higher-level POs that will function as business enterprises engaged in aggregation, higher order value addition, branding and marketing.

(c) Development of a cadre of community services professional (CSPs) who will form and groom the PGs and POs, provide grassroots level extension services, facilitate linkages with markets and financial institutions, and assist in data management. The CSPs include Ajeevika Krishi Mitra (AKM) for HVA, Ajeevika Pashu Sakhi (APS) for livestock, Ajeevika Matsya Mitra (AMM) for fisheries, Ajeevika Vanopaj Mitra (AVM) for NTFP, as well as PG facilitators and book-keepers.

(d) Garnering financial support in the form of start-up capital to PGs and POs, and part-financing of the PO business plan to supplement funding mobilized through convergence or from formal financial institutions (FFIs).

(e) Technical support to JSLPS on promotion and strengthening of PGs and POs through a Technical Support Agency (TSA). Capacity building of CSPs is described under Component 2.

A large number of women from SHGs will be mobilized under this sub-component as members and leaders of the PGs and POs, and as CSPs. Through on-going and new partnerships with resource agencies on implementing more engendered production and agribusiness models, the project will focus on providing greater visibility and formal recognition to women producers.

Sub-component 1.2 High-Value Agriculture Development.

The objective of this sub-component is to promote the adoption of market-led HVA systems by the targeted households. HVA will mainly focus on year-round cultivation of vegetables in the midland. In addition, to help provide better food security to households, it will also demonstrate technologies for improving productivity and reducing climate risk in paddy. In the uplands it will demonstrate new high-yielding varieties of pulses, oilseeds and millets. Thus, in combination, while vegetable cultivation will provide a quantum jump in income, other measures will enhance food security and help reduce risk by diversifying the cropping portfolio. Also, innovations piloted under the Bank supported Sustainable Livelihoods and Adaptation to Climate Change (SLACC) project, such as community based soil testing, increasing organic content of soils, ICT-based crop extension and weather forecasting will be scaled up through this sub-component. The key activities under this sub-component are:

(a) Facilitation of participatory HVA crop selection by farmers through training on utilization of multiple information inputs (including market information, feedback from crop trials, nutrition and food security status, etc.) in selecting HVA crops. Crops chosen would help households earn an income of Rs.25,000–100,000 and bring at least 0.3 acres of land under HVA (examples include tomato, chilli, capsicum, watermelon, cucurbits). Most households will be able to set aside this parcel of land as the average landholding is about 1.17 ha.

(b) Facilitation of community-based planning such that each PG will undertake coordinated cultivation of 1–2 crops in a season and achieve sufficient production volume for effective technology transfer and efficient input–output marketing. A one-time grant support limited to 30% of the cost of inputs for HVA crop cultivation will be provided to the producers through PGs.

(c) Training of farmers through CSPs (AKMs and senior AKMs) on aspects including production of high quality planting materials through nurseries, soil-testing based crop fertilizer management, pest surveillance, integrated pest management, etc. In addition to training, handholding will be provided through information and communications technology (ICT)-based on time crop advisory services for selected HVA crops to the CSPs/PGs/POs through smart phones. The ICT-based crop advisory service will also provide information to POs on crop status that can help in planning for marketing.

(d) Establishment of village resource centres that will provide need-based services/products such as nurseries to produce quality planting material, soil testing laboratories, agri-machinery hiring, etc.

(e) Establishment of cluster service centres to enable value addition through facilities for cleaning, sorting, grading, packing, cooling, drying and storage facilities as per the crop requirement and market demand.

(f) Partnerships with technical service providers (such as World Vegetable Centre, Professional Assistance for Development Action (PRADAN), Transforming Rural India Foundation (TRIF), Mobile Agriculture School and Services (MASS)) to develop standardized package of practices for chosen HVA crops, deliver training and provide ICT-based crop advisory services. Convergence with existing GoJ programs is envisaged for several activities in this sub-component including establishment of soil testing labs, nurseries, vermicomposting units, agri-machinery banks, sorting & grading facilities, solar drying units, etc.

Sub-component 1.3 Livestock Development

The objective of this sub-component is to support the targeted households in asset creation, productivity enhancement and market access of selected livestock (broilers, layers, pigs, goats and dual purpose backyard poultry). Given the major role of women, especially from marginal and landless households, in the small ruminant sector, this component will have a large number of women as beneficiaries as well as CSPs. The key activities are:

- (a) Establishment of breeding villages for pig and goat rearing including support for procurement of breeding stock and village sanitization.
- (b) Introduction of improved breeds through support for procurement of high quality boars, bucks, pullets, chicks, etc., from private sector enterprises and breeding villages.
- (c) Provision of working capital to PGs to meet health care and feed cost for one production cycle.
- (d) Support for establishment of composite feed mills.
- (e) Support for construction of scientific housing for livestock.
- (f) Support for vaccination programs for disease prevention.
- (g) Capacity building on productivity enhancement (improved breeding, health, feeding, housing and management) that will include skill training of producers as well as other need-based training through Farmer Field Schools and exposure visits. Continued extension support will be provided to producers through CSPs (Pashu Sakhis). Services of TSAs will be hired to provide capacity building support.
- (h) Support for partnerships would be contracted with key NGOs and private sector agencies (for example, PRADAN, Jharkhand Womens' Poultry Self-Supporting Cooperative Federation, Heifer International, Tata Trusts, Kegg Farms, MASS) to implement the activities for specific sub-sectors. The Global Alliance for Livestock Veterinary Medicines (GALVmed) would be contracted to support supply chain management for vaccines and training Pashu Sakhis in maintaining records. Support through convergence with existing GoJ programs is envisaged for several activities in this sub-component including housing for livestock, introduction of improved breed animals, establishment of feed plants, etc.

Sub-component 1.4 Fishery Development. The objective of this sub-component is to enhance fish production and marketing by the targeted households. The sub-component will focus on farm pond production, fry production and reservoir/cage production. The key activities to be supported are:

- (a) Demonstrations/pilots on improved technologies including short production cycle models involving fast growing fish varieties, cage culture of *Pangasius* in reservoirs, improved stocking, intensification of fish seed production in small ponds, improved fish culture in farm ponds/Dobhas, introduction of formulated fish feeds that use locally available ingredients, promotion of appropriate innovative technologies (e.g. lining in Dobhas), etc.
- (b) Financial support through grants to SHGs for on-ward lending to PGs for fisheries, as well as through direct grants to PGs for pond improvement and procuring basic equipment.

(c) Training of fish farmers in PGs, SHGs and their federations through the Directorate of Fisheries of the GoJ, extension support institutions (Krishi Vignana Kendras) as well as NGOs with expertise in this area. Exposure visits will be organized to facilitate learning from best practitioners within and outside the state.

(d) Establishment of technical advisory centres at the district level to cater to the needs of small fish farmers.

(e) Augmentation of state hatchery infrastructure.

(f) Studies on governance and policy reforms including leasing of water bodies for fisheries, aquaculture insurance, information management to support stocking programs and subsidy schemes.

(g) Development and deployment of mobile applications that will enable Global Positioning System (GPS) tagging of production ponds, geographic information system (GIS)-based analysis, disseminate technical advice on production, record production, relay market information, etc. Convergence support is foreseen for several activities in this sub-component including training, provision of aquaculture equipment, hatchery development, fish production, etc.

Sub-component 1.5 Non-Timber Forest Produce Development

The objective of this sub-component is to supplement household earnings through enhanced value addition of NTFPs for the targeted households, especially the particularly vulnerable tribal groups (PVTGs). NTFPs can be gathered from natural forests or in some cases (lac for example) through cultivation. For most NTFPs, production is viewed as a supplementary livelihood activity and therefore, the sub-component will focus on blocks with high potential for NTFP production as well as other primary income sources such as HVA and livestock. The NTFPs selected for the intervention are: lac production on semialata, ber and kusum trees, tamarind fruit, moringa leaves, lemon grass, chironji fruit, tulsi leaves, and honey. The sub-component will also explore potential value-addition of select NTFP through creation of artisanal crafts (for example, bamboo craft, lac jewellery, etc.). The key activities under the sub-component are:

(a) Analytical studies on value chains of selected NTFPs.

(b) Investments to: improve timely supply of quality seed material for the selected NTFPs (brood lac, semialata saplings, etc.), provide necessary inputs to farmers (equipment, cultivation cost, etc.), and develop supportive products or services such as manufacture of apiary boxes.

(c) Establish primary and advanced processing units at the cluster level for value addition.

(d) Establish a state level centre of excellence for research and development and quality control.

(e) Training and exposure visits for producers on scientific production/collection, post-harvest management, processing and marketing.

(f) Innovative pilot interventions such as on artisanal products. Convergence with existing GoJ programs is foreseen for activities including input supply, establishment of processing units and support services.

Sub-component 1.6 Irrigation System Development

The objective of this sub-component is to provide access to community-based micro irrigation to targeted households practicing HVA cropping system. Access to irrigation is essential for taking up HVA in the Rabi season while critical irrigation is essential in the Kharif season to reduce weather based risks. This will be achieved by creating/augmenting water sources (primarily surface and sub-surface flows in streams), providing water-lifting devices and establishing water distribution systems such that all HVA farmers have critical irrigation during Kharif and at least 60% HAV farmers have regular irrigation during Rabi. Given the smallholdings of farmers and their relative inability to make large investments individually, the project will support micro-irrigation schemes that are community owned, operated and maintained. The activities supported under the sub-component are:

(a) Preparation of micro-irrigation plans through a TSP who will carry out site survey, design and plan preparation. The plan will include details of water sources, lifting devices, distribution systems, command area and irrigation schedule. It will also provide detailed specifications of materials, their costs and an implementation schedule.

(b) Creation of the micro-irrigation infrastructure that will involve: gravity-based diversion of hill streams to lower areas; solar-, electric- and diesel-based lifting devices with GPRS-enabled starter connected to a mobile application that will help track usage of micro-irrigation sub-projects; distribution systems that enable operation of drip irrigation systems; small irrigation pump sets for use with farm ponds, wells, etc.

(c) Demonstration of low-cost drip irrigation, alternate row flooding, etc., to reduce water usage.

(d) Formation of water user groups under the technical supervision of the TSP with membership of all HVA farmers in the command area for participating in planning, development, operation and maintenance of the micro-irrigation infrastructure. The user group members will pay user charges to cover costs of operation and maintenance. The micro-irrigation infrastructure will be part-financed through convergence with existing schemes of the GoJ that support seepage tanks, solar powered pumps, drip irrigation, etc.

Component 2. Promoting Market Access, Skill Development and Pro-poor Finance

This component will involve support for promoting market access and private sector participation, fostering skill development relevant to the focus value chains and facilitating the development of pro-poor agricultural finance systems.

Sub-component 2.1 Market Access and Private Sector Participation

The objective of this sub-component is to strengthen forward and backward market linkages for rural producers in the HVA, livestock, fisheries and NTFP sectors. In order to achieve the objective, the project will support the following activities:

(a) Market intelligence and information: Product-based market assessment studies will be supported, that will identify opportunities to increase participation in value chains, identify constraints to market access and information, and provide a better understanding of market prices, volumes and channels. The studies will also cover the role and contribution of women across the value chains, and provide better

understanding of the constraints and opportunities for strengthening women's participation in selected commodities. A technology-based market information platform will be supported for providing producers with real-time market price information to facilitate informed market decisions, transparency and reduce the role of intermediaries. The platform will equip the women producers with the tools to engage and negotiate with the local and regional markets more profitably. Training will be provided to subscribers to enable full adoption of this technology.

(b) Forward market linkages: Partnerships will be built with selected agencies for turnkey projects on scaling up existing models that successfully link markets with producers through various market-led strategies. Senior AKMs will be capacitated to function at the cluster level as market champions to match market information with local capabilities to effectively promote linkages of PGs and POs with the markets.

(c) Business Development Cell (BDC) of public-private-community partnerships (PPCSPs) will be established in JSLPS and will facilitate partnerships with private sector companies, industry associations, government departments, etc. on forward and backward value-chain linkages across the various sub-sectors. The BDC will identify opportunities for investment based on up-to-date cluster and district-level information. The Cell will also support innovation and entrepreneurship through provision of technical and incubation support to emerging entrepreneurs and micro-enterprises. The assistance will cover establishment of linkages with financial institutions, e-marketing platforms and private companies (for back-end operations, extension services, processing facilities, marketing, etc.).

Sub-component 2.2 Skill Development and Entrepreneurship in Focus Value Chains. The objective of this sub-component is to upgrade skills of individual entrepreneurs, CSPs and service providers in agriculture and allied sectors in order to build their capacity for entrepreneurship and for training/technical service delivery to producers. The specific activities financed will include:

(a) participatory technical evaluations of focus value chains across HVA, livestock, fisheries and NTFP sub-sectors to identify skill gaps and opportunities for skills up-gradation;

(b) Hiring technical partner organizations and resource people to develop curricula for training to address these gaps;

(c) Developing training delivery systems (including pre- and post-training services) through partnerships with support organizations and developing a pool of master trainers within the state;

(d) provision of training programs for community services professional including AKM for HVA, para-vets and APS for livestock, AMM for fisheries, AVM for NTFP, and micro-enterprise consultants (MEC) for entrepreneurship;

(e) provision of training programs for service providers including soil sample collectors, soil testing analysts, nursery entrepreneurs and assistants, irrigation operators and repairers, agriculture machinery operators and repairers, hatchery entrepreneurs and workers, feed plant operators, etc.;

(f) provision of training for entrepreneurs;

(g) liaising with the National Skills Development Corporation and the relevant Sector Skills Council for accreditation of training providers and certification of trainees;

(h) an innovation marketplace program that will help to identify promising innovations in the agriculture and allied sectors that can be supported for scaling up into enterprises through the BDC described under sub-component 2.1.

Sub-component 2.3 Pro-poor Agricultural Finance Systems. The objective of this sub-component is to support producer collectives (PGs and POs) and their enterprises in accessing financial services, especially credit and insurance, to support production and resilience. In doing so the sub-component will reduce the gender gap in access to credit. The project shall follow three major pathways for channelizing credit: (a) credit from VOs/FFIs to the SHGs, and/or, from FFIs to Joint Liability Groups (b) partnerships with FFIs for credit targeted at individual producers (c) credit from FFIs for POs by leveraging their equity capital base. The sub-component will work on both the demand side and supply side for enabling effective and sustainable linkages between providers and users of financial services. The major activities proposed on the demand side are : (i) needs assessment; (ii) customer segmentation; and (iii) financial education of the producers covered by the project.

The major activities proposed on the supply side are:

- (a) landscape mapping;
- (b) risk profiling;
- (c) technical assistance to build capacities and enable partnerships with formal financial institutions;
- (d) demand-driven design of credit and insurance products; and
- (e) financial services delivery.

This sub-component shall be steered by a Financial Inclusion and Mainstreaming team in the Project Management Unit (PMU). The team will be responsible for expanding access to financial services through multiple pathways outlined above and supporting risk management on both the supply side and demand side through measures such as financial education; coverage of individual producers under credit bureau; and effective management of data related to financial services to individual producers covered under the project.

2.6 Component 3: Project & Knowledge Management

The objective of this component is to establish effective project management and facilitate strong knowledge management. The project will support the following activities:

(a) Project management: This sub-component will support project coordination, implementation, financial management, environmental and social safeguards management, and monitoring at the state and district levels. It will include establishment of state- and district-level PMUs in JSLPS, staff and consultant expenses, procurement of resource/support agencies and service providers, office infrastructure, logistics support, management information system (MIS), GIS, ICT-mediated citizen engagement systems, and other operational expenses. Project monitoring, learning and evaluation systems will be supported through this sub-component. The sub-component will also invest in capacity building of human resources in the JSLPS.

(b) Knowledge management: This sub-component will support research and innovation by national and state institutions, agriculture universities, NGOs, etc. to bridge key knowledge and technology gaps. Knowledge products in the form of policy papers and

experience sharing seminars will be organized. An ‘innovation fund’ will also be earmarked to support exploration and piloting of innovations in production, technology and marketing systems, social inclusion approaches, etc.

2.7 Institutional and Implementation Arrangements

The JOHAR project will be implemented by GoJ’s Rural Development Department. The JSLPS, an autonomous registered society under the aegis of the RDD, is designated as the special purpose vehicle for project implementation. JSLPS has a Governing Council headed by the Principal Secretary, Rural Development with participation from the Line Departments, private sector and NGOs. JSLPS is presently implementing the on-going Bank-financed NRLP. JSLPS has a high quality and flexible HR policy that governs the existing NRLP project and new projects such as JOHAR. The JSLPS will be responsible for the overall outputs and outcomes of the project, for mobilizing co-financing through convergence, for sourcing required technical support through partnerships, etc. The key line departments that the JSLPS will partner with for implementation of the various activities are: Department of Agriculture (encompassing Directorates of agriculture, horticulture, animal husbandry, fisheries), and the Department of Forests, Environment and Climate Change. The line departments will provide technical support through training and extension services, and financial support through convergence with government schemes. The institutional arrangements will be as follows:

High Level Steering Committee (State level). The project would be steered by a High Level Steering Committee headed by the Chief Secretary and comprising the principal secretaries of the relevant departments (Rural Development Department, Department of Agriculture and the Department of Forest, Environment and Climate Change).

State Project Management Unit (SPMU). A State Project Management Unit (SPMU) for JOHAR headed by the Chief Executive Officer (CEO) of JSLPS would be established within the JSLPS. The SPMU will be ring-fenced, to a large extent, from the other implementation arrangements in JSLPS for NRLP and for other bilateral projects being overseen by JSLPS. JOHAR will also have a dedicated Project Director (a senior government official from the Indian Civil Services on deputation) who works under the CEO. The SPMU will have a multi-disciplinary team of staff and technical consultants who will work exclusively for JOHAR. The team will include thematic leads (equivalent to state program managers or SPM) in the areas: HVA, livestock, fisheries, NTFP, irrigation and skills and jobs. For the systems-related functions (human resources, M&E, finance, procurement and safeguards), the SPMU will include leads (equivalent to program managers) that will work under the SPMs already existing in JSLPS. Each line department will also designate nodal officers within their departments/directorates to coordinate with the SPMU. The SPMU along with the nodal officers in the line departments will work with the District Project Management Units (DPMUs) of the JSLPS to implement the project in the field. A BDC at the state level will be headed by a CEO and will include managers for PPCSP and agribusiness/value chain development.

District Project Management Unit (District Level): The DPMU for JOHAR will be established in each of the 17 districts within the existing DPMU of JSLPS. The DPMU will be staffed with a multi-disciplinary team of technical consultants whose expertise will be mapped to the specific sub-sectors being focused upon in the district and could include experts in HVA, irrigation, livestock, fisheries and NTFP. Depending on the degree of support needed from line departments, a dedicated JOHAR technical extension officer will be placed in the district units of the line departments to work the DPMU. These officers would be responsible for ensuring smooth convergence with the department (including access to government grant schemes, training and technical support, etc.). The Producer Organization Support Cell at the district level will be d

staffed by a maximum of two district managers for agribusiness /value chain development.

JOHAR Block Coordinator (Block Level): Each of the 65 blocks would have a dedicated JOHAR Block Coordinator reporting to the Block Project Manager of JSLPS. Two cluster-level field thematic coordinators (with academic background in agriculture or allied sciences) will provide technical support and coordination services to each cluster of about 10–15 villages (there will be eight such field thematic coordinators in each block). The cluster coordinators will work closely with community resource persons (CSPs) at the village level and senior CSP at the cluster level. The CSPs in turn are responsible for the formation and functioning of producer groups and provide the last mile link in delivering project services to producer groups. The Producer Organization Support Cell at the block level will be staffed by a “young professional” who will support the field thematic coordinator.

Community Institutions: JOHAR will work with the community institutions that are supported by the NRLP including the SHGs and their federations. Small producers will be aggregated around key sub-sectors to form PGs and larger POs (companies, cooperatives). About 2,600 PGs and 30 POs are expected to be formed/supported across the various sub-sectors.

External Partners: The project will be implemented in close association with the NRLM and will enter into partnerships with select national missions such as the National Skill Development Mission and the National Mission for Sustainable Agriculture. Technical and research institution partners such as the International Rice Research Institute (IRRI), World Vegetable Center, MS Swaminathan Research Foundation (MSSRF), Syngenta Foundation, Directorate of Oil Seeds Research, Pulse Research Institute, Horticulture Research Institute, International Livestock Research Institute (ILRI), etc. for the provision of technical support through development of package of practices, training of trainers for extension, etc. NGOs (Tata Trusts, PRADAN, Heifer International, etc.) will be partners supporting field implementation in specific thematic and geographical areas. Partnerships with financial institutions are planned to enhance access to relevant financial services by producers. Partnerships with agencies working on models for linking markets with producers are envisaged and turnkey initiatives will be designed and implemented by the selected agencies.

Chapter 3 Social Assessment

3.1 Rationale for SA:

The JSLPS of the Government of Jharkhand (GOJ) is preparing the Jharkhand Opportunities for Harnessing Rural Growth (JOHAR) with proposed financing by the World Bank. The development objective of JOHAR is: increased diversification in production and improved access to markets and jobs in select farm/non-farm value chains for targeted beneficiaries in Jharkhand across selected regions of Jharkhand – each marked by different agro-ecological, climatic, water resource and social conditions.

The GOJ recognizes the need to enhance and multiply the positive impacts and social and environmental benefits of JOHAR, as well as anticipate, avoid, minimize and/or mitigate the potential adverse impacts. As part of project preparation, the GOJ has undertaken social assessment (SA) of the proposed JOHAR with the help of individual consultants. The SA has been undertaken with the objective of identifying, assessing and mainstreaming the environmental and social dimensions of JOHAR in project planning, detailed design and implementation. The SA would act as a decision-making tool to ensure that the project design and implementation are socially responsive and inclusive.

3.2 Main Objectives of Social Assessment:

The overall objective of the Social Assessment is to prepare a socially inclusive, gender sensitive and culturally compatible and inclusive project. The specific objectives are:

- To understand
 - Key social risks,
 - Key social impacts,
 - Key social constraints, and
 - Opportunities for enhancing social benefits
- To develop practical mitigation strategies
- To get feedback from stakeholders
- To prepare Social Management Framework and Tribal Development Framework including strategies on targeting, social inclusion, gender, grievance redressal, and citizen's engagement

3.3 Processes:

- 1) Socio-economic baseline: the socio-economic baseline and agronomic profile were compiled from national level data sets including census, SECC data, NFHS, NSSO, livestock and agricultural census. State level information was compiled from JSLPS database on beneficiary profiles, SPIP, and specific studies, Jharkhand socio-economic survey, state level databases on Land census, livestock census, and agronomic profile.
- 2) Legal, Regulatory and Policy Framework: Applicable World Bank Operational Policies, relevant Acts/Rules/Policies and programs of the Government of India, Government of Jharkhand were reviewed and analysed for their provisions related to project interventions and implications for project implementation.
- 3) Stakeholder consultation & analysis: Primary and secondary stakeholders were identified. A stakeholder matrix was prepared to show the importance, interest of the stakeholders, and relevance for the project. Stakeholder consultations were held and their feedback on the project was solicited after project disclosure.
- 4) Assessment of Key Social Issues: The assessment study identified issues, risks, benefits, constraints, barriers, and opportunities that may be faced by beneficiaries in accessing project services. The consultations also highlighted existing good practices

and strategies that could be included in JOHAR design. The consultations were followed by field visits for the purpose of validating findings from desk review and to identify area specific issues, to understand social impacts, to observe processes and strategies in model projects, and to explore social and institutional gaps for implementing proposed project interventions. For this purpose a sample of proposed JOHAR clusters and other model project sites were visited.

- 5) Social Development Outcomes and indicators:the social assessment reviewed the implementation of social strategies by JSLPS and JOHAR related agencies especially on social inclusion, consultations and participation, citizens' engagement, gender, grievance redress, citizens' feedback, land tribal development and ways to enhance social development outcomes. The exiting monitoring systems were assessed.
- 6) Recommendations for Project Design and strategy:based on findings of SA recommendations were made for JOHAR project design and strategy including i) consultations and participation mechanisms, ii) social inclusion mechanisms related to targeting, benefit sharing and inclusive leadership in community organizations, iii) social outreach and communication strategies, iv) implementation arrangements, v) mitigation of social impacts and risks, vi) citizens engagement and grievance redress, vii) women's economic empowerment, viii) capacity building and technical assistance on social development strategies, ix) social impact screening checklist and negative list, and x) mitigation of risks of exclusion, elite capture and resource based conflicts.

These strategies and procedures formed the Social Management Framework. The Draft Report will be publicly disclosed by the JSLPS.

Tribal Development Framework:A separate Indigenous Peoples Planning Framework (or Tribal Development Framework) has been prepared in accordance with Bank's OP 4.10. The TDF describes the process of preparing area specific tribal development plans (TDPs) during JOHAR implementation.

3.4 Outputs: The Social Assessment report comprises three main sections:

- A. Social Assessment
- B. Social Management Framework
- C. Tribal Development Framework

Chapter 4 Socioeconomic Baseline

4.1 Location

The State covers 2.42% of the geographical area of the country. The spatial extent of Jharkhand State is approximately 21° 55' to 25° 35' North Latitude and 83° 20' to 88° 02' East Longitude. The state is land locked and it shares its boundary with Orissa on the southeast, Chhattisgarh on the southwest, Bihar on the north, West Bengal on the east and Uttar Pradesh on the northwest.

The total geographical area of the State is 79.70 lakh hectares, out of which 29% is under forests; 5.66 lakh hectares (7.12%) are barren lands; 7.24 lakh hectares (9.10%) are put to non-agricultural use; 0.90 lakh hectares (1.15%) are under pastures & other grazing lands. Total cultivable land is 43% including 28% net sown area, 11% current fallows and 3% cultivable wasteland (Source: Directorate of Economics & Statistics). Irrigated area is about 30% leading to high dependence on the unpredictable rainfall. Widespread mining activity and mining overburden lead to destruction of cultivable land.

The state has varying relief because of its physiography comprising of four series of plateaus of different heights. The highest plateau lies in the west known as Western or Higher Ranchi Plateau or locally known as the Pat region located at 2500 to 3600 feet above sea level covering northern part of the old Ranchi district and the southern edge of the old Palamau district. The term Pat represents a feature similar to a table with steep edges around and a flat top. It is full of dissected hills having a hill station, Netarhat, at the top. The second plateau is known as Ranchi Plateau having a height of 2000 feet composed of gneisses and granites. The Ranchi Plateau is separated by the Damodar Trough from the Hazaribagh Plateau. The next plateau is Lower Chotanagpur Plateau consisting mainly of gneisses and granite and partly of schists and other Dharwar rocks. The other plateaus are the Rajmahal Hills and the Kaimur Plateau.

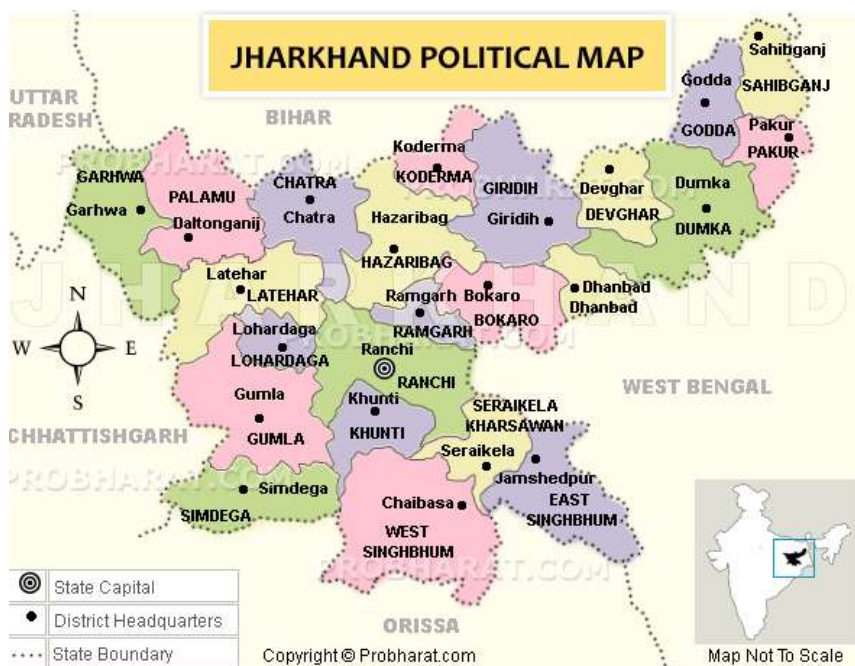


Figure 2 Map of Jharkhand

4.2 Climate

The state falls under the Tropical Monsoon climatic region. The Tropic of Cancer cuts across the state passing through the middle of the Ranchi City. Jharkhand has a different climate from that of Bihar and other neighbouring states. The average temperature of the state is lower than in the Ganges plain, mainly because one-third of the area has an altitude of over 400 msl. The average temperature of the state is 25° C, which varies greatly because of varying heights of different plateaus mentioned above. The average temperature of the Pat region is below 23° C while rest of the state records average annual temperature between 23 and 26° C except the eastern part of Santhal Pargana region, East Singhbhum, Garhwa, Palamu and the northern part of Chatra districts where it is above 26° C. There are extremities in climate in the state in two seasons-summer and winter. The hottest areas are found towards the north-western part of the state (Daltonganj), around Jamshedpur and Dhanbad cities having more than 40°C temperatures. Similarly, the state gets affected by the cold waves with less than 5°C temperature and reeling cold.

The average annual rainfall in the state is 1400 mm with more than 4/5th of the rain falls between June to September. The state also gets rainfall from the branch of monsoon from the Arabian Sea. There are also variations in rainfall from below 1200 mm to 1800 mm. There are five climatic regions in the state. One- North Eastern and North Central Plateau Region (Western part of Santhal Pargana region, Giridih, Kodarma and Northern Hazaribagh); two- Upper Chotanagpur region (Pat region, Ranchi Plateau, Gumla and the plateau region of outer Chotanagpur spread in Simdega); three- South Eastern Region (East Singhbhum, Saraikela and West Singhbhum); four- Eastern Region (Sahibganj, Pakur, eastern Deoghar, eastern Jamtara and north eastern part of Saraikela); and five- North Western Lower Plateau Region (Garhwa and Palamu).

4.3 Water Resources

Considerable slope leads to quick passage of water and limits accumulation of water in water bodies, leaving upland areas dry and eroded. The major rivers flowing through the state are Damodar, Mayurakshi, Barakar, Koyal, Sankh, Son, Auranga, More, Karo, Bansloi, South Koel, Kharkai, Swarna Rekha, Ganga, Gumani and Batane.

Although water resources are scarce in the dry season, there are in fact, significant amounts of water storage in the state in the form of small ponds and water bodies (58,415 ha) and medium and large reservoirs, check dams and Ahars (129,450 ha). This means that there are both perennial and seasonal water resources throughout the state (Table 2).

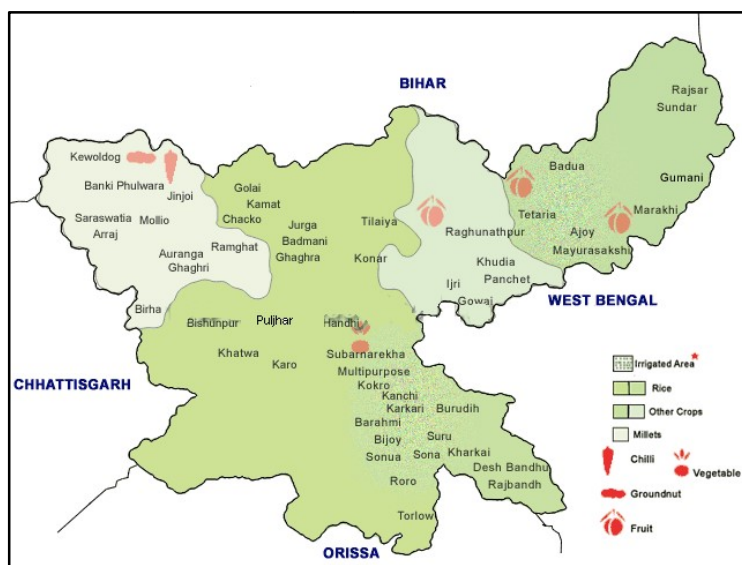
Table 1 Fishery Sector Resources in Jharkhand State

Fishery Resources	Number	Area (ha)
Private tanks (Based on Block-wise data)	113,500	48,584
Public /Government Tanks	15,498	14,973
Total small tanks	128,998	63,557
Reservoirs	258	115,000
Check dams and Ahars	1,184	4,570
Coal pits and mines	1,741	9,880
Rivers	1,800 Kms.	n/a
Total other water bodies	3,183	129,450
Farm ponds (MGNERGA Wells)	126,000	n/a
Government Fish Farms	80	n/a
Government Hatcheries	14	n/a
Private	104	n/a

There are a large number of small water bodies in the state (Fisheries Department Data: 128,998 ponds with a total area of 63,557 ha). These water bodies may be publicly owned (Panchayat) or privately owned by an individual or collection of individuals (e.g. group of relatives).

4.4 Agronomy

Jharkhand forms part of the Agro-climatic zone VII of the country known as Eastern Plateau and Hill Region.



Source: http://deoghar.nic.in/jharkhand_agricultural_map.html

Figure 3 Agricultural Map of Jharkhand

The cultivated area of the state is about 1.8 million ha, comprising 22% of the geographical area. The net irrigated area is about 0.16 million ha, constituting 9.3% of the cultivated area. Being largely rain-fed, the state has a cropping intensity of 126%. For higher agriculture production, major constraints of the state are sloping lands with hard rock areas, severe soil erosion, water scarcity, acidic soils, low soil fertility, low input use of agricultural inputs and open grazing in *Rabi* season. The major crops of the state are maize, rice, wheat and chickpea.

The state's agricultural economy is characterized by the existence of a large number of small and marginal farmers. Only 0.69% of holdings are above 10 ha which covers 9% of cultivable area. About 90% of cropped area is covered under the food grains and hardly 4-6% area is under cash crops. About 80% of the total cropped area remains largely mono-cropped under rice.

Jharkhand has 60,000 crossbred cattle, 1.1 million non-descript cattle and 0.24 million buffaloes in milk, producing around 1.3 million tonnes of milk annually, and cows are contributing the major share (0.75 million tonnes). Besides, 14.4 million poultry are contributing 70 million eggs per annum. The state also has 5 million goats and 1.1 million pigs.

4.5 Demography

Jharkhand is the 13th most populated state in India with a population of 32,966,238 spread over an area of 79,714 sq. km. (Census 2011). Density of population is 414 per sq. km. in 2011 census.

The 0-6 age-group has a sex-ratio of 943 females to 1000 males. Though this figure is slightly higher than the national average of 940, it is lower than the total population's sex ratio of 947 which suggests a male bias in the state. The districts of Dhanbad (908) and Bokaro (916) have registered the worst sex ratios in the state. West Singhbhum district has the best sex ratio at 1004 followed by Simdega at 1000, Khunti at 994 and Gumla at 993.

The literacy rate in Jharkhand is 67%, a remarkable improvement from the figure of 54%, 10 years back. Male literacy has increased from 67% in 2001 to 78% in 2011. Female literacy has improved from 40% in 2001 to 56% in 2011. The highest literacy rate is recorded at 77% in Ranchi district and the lowest is at 50% in Pakur district. Female literacy is highest in Ranchi at 68% and is lowest in Pakur at 41%.

4.6 Socio-economic indicators

GDSP of Jharkhand is 197514 crores (at current prices) for the year 2014-15 and NDSP is 151,655 crores. The state is among the five poorest in terms of per capita NDSP (2013-14) which is below Rs.50,000.

The work participation rate (WPR) indicates the percentage of economically active people in the population. WPR in the state is 35.1 as compared to 38.6 at the country level. WPR across social groups indicates higher WPR among STs, SCs, OBCs than Other social Groups in Jharkhand in 2011-12 (Table 4). Paradoxically, the higher employment of STs, SCs and OBCs in rural areas and overall only reflects more vulnerability than wellbeing among these groups.

Table 2 Work Participation Rate by Social Group in Jharkhand in 2011-12

	ST	SC	OBC	Others	Total
Rural	41.0	35.4	36.4	31.5	37.0
Urban	29.9	31.8	26.1	29.5	28.4
Total	40.1	34.6	34.3	30.7	35.1

Source: National Sample Survey, 2011-12

In absolute terms, the employment in all India and Jharkhand was 473 million and 11.8 million respectively in 2011-12. Overall employment has increased marginally on account of high growth rate in urban areas during 2004-05 and 2011-12. Employment has declined in rural areas during the same period. One of the main reasons cited for this decline is significant number of people have opted not to work and continue education. In addition, overall household income in rural poor has also increased due to several government welfare schemes. The government schemes like MGNREGS provide employment to the rural households but they are not counted as employed according to NSS definition due to mostly less than 30 numbers of average days worked under the scheme.

The unemployment rate, according to UPSS criteria in all India and Jharkhand was 2.2 % and 2.6 % respectively in 2011-12 as given in Table 5. In contrast to the all-India pattern where unemployment rate has declined, it has increased for Jharkhand between 2004-5

and 2011-12. In particular, unemployment rate in Jharkhand has increased in rural areas from 1.4 % to 2.1 % during the same period. However in case of urban Jharkhand unemployment rate has declined from 6.5 % in 2004-05 to 5.1 % in 2011-12. Overall this indicates that in rural areas of the state a relatively larger proportion of persons who were willing to work, were actually not able to get employment.

Table 3 Unemployment Rate in India and Jharkhand

	Rural		Urban		Total	
	2004/05	2011/12	2004/05	2011/12	2004/05	2011/12
India	1.7	1.7	4.5	3.4	2.3	2.2
Jharkhand	1.4	2.1	6.5	5.1	2.1	2.6

Source: National Sample Survey, 2004-05 and 2011-12

Total number of operational landholdings in the state are 27,09,000 (Agricultural Census 2010-2011). Of these, 84% are marginal and smallholdings. However, area under marginal and smallholdings is only 42.8% (13,55,000 ha).

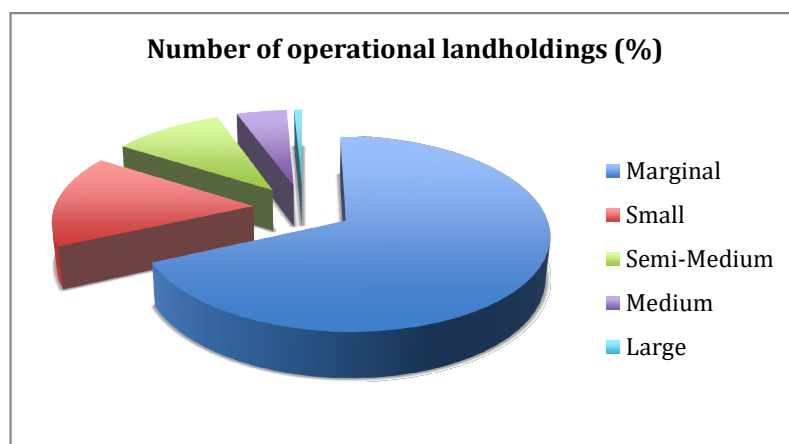


Figure 4 Number of Operational Land Holdings by Size Class

SC households own 13.82% of the operational landholdings, while ST own 35.7% of the operational landholdings. Of the landholdings of SC households, 91% are categorized as marginal and small land holdings. Among landholdings of ST households, 78.6% are marginal and small land holdings.

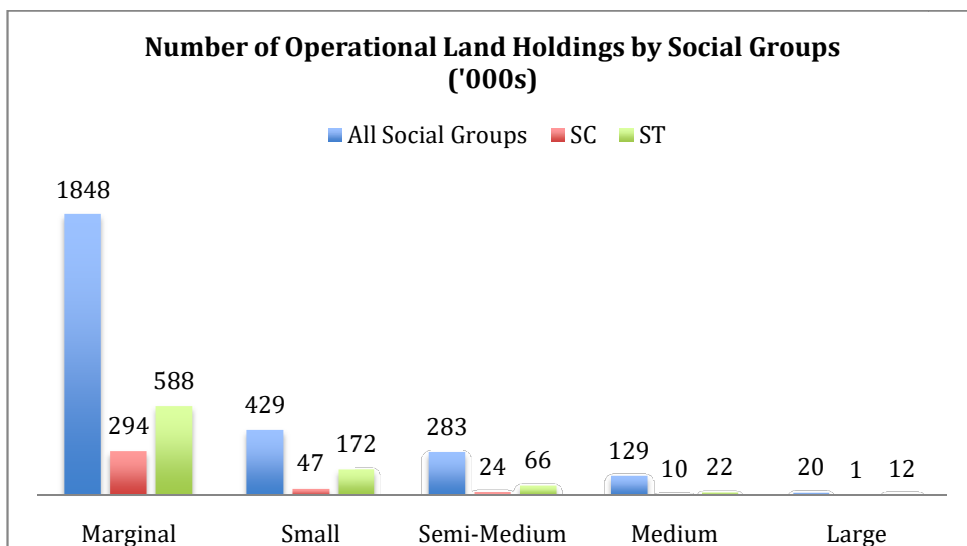


Figure 5 Number of Operational Land Holdings by Social Groups

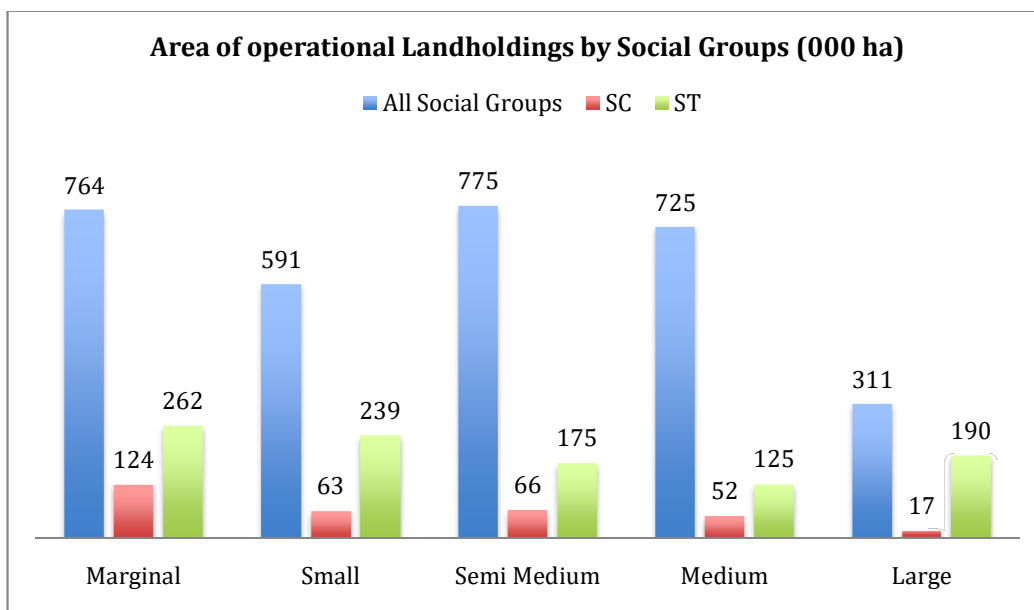


Figure 6 Area of operational Landholdings by Social Groups

23.2% of the households in the state have drinking water source in the house premises, 44.1% have access to source near the premises, and 31.9% depend on drinking water sources located away from their premises. About 22% of the households have latrine facility within the premises. Percentage of households using non-smoking fuel for cooking (kerosene, LPG/PNG/electricity/biogas) is 12.98%.

53.9% of households have access to banking facility. 26.8% of the households own a television set. 45.8% of the households use electricity as the main source of lighting, while 53.1% use kerosene as source of lighting.

In urban areas 31.1% of the households are below poverty line (2009-10, Tendulkar Methodology). In rural areas, 41.6% of households are below poverty line.

4.7 Jharkhand- Human Development Indicators

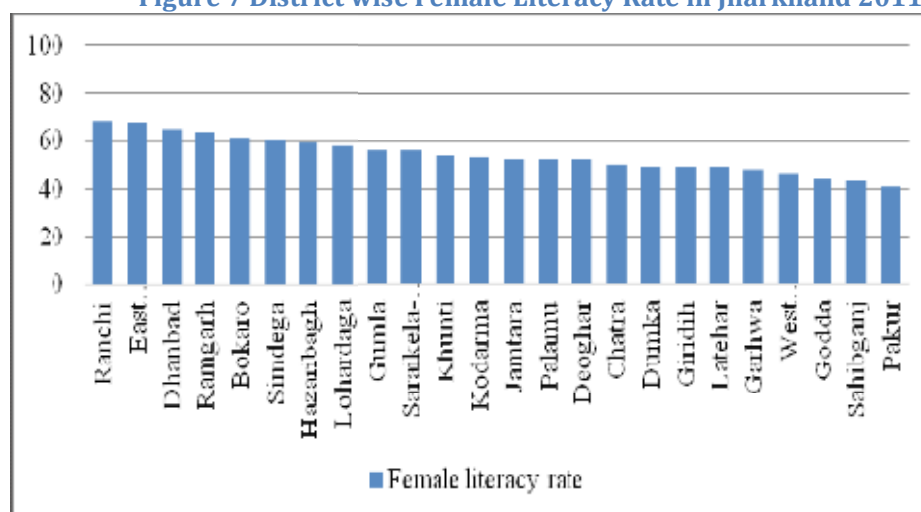
The state is home to some of the most disadvantaged communities in the country, with high tribal populations and development indicators well below the national average.

Table 4 Human Development Indicators

Indicator	Remark	Jharkhand	India
Human Development Index	(2007-8)	0.376	0.586
Rank in HDI	(2007-8)	19	
Per capita GSDP	2011-12, L= Low income, M= Middle income	44,020 (L)	
% Population below poverty line	Tendulkar methodology	36.9	21.9
Literacy- Female	%, 2011 census	56.2	65.5
Literacy -Male	%, 2011 census	78.5	82.1
% Women completed at least 12 years of education	NFHS III	7	
Anaemia	NFHS III	69.5 %	55.3%
Underweight women	NFHS III	42.6%	33%
MMR	SRS 2010-12	219	178
TFR	SRS 2010-12	3.0	2.5
Per capita/day availability of food grain (gm.)	2010-11	546	550
SC population	%, 2011 census	12.1	16.6
ST population	%, 2011 census	26.3	8.6

The state fares low on the Human Development Index that is much below the national level. Considering GSDP (Gross State Domestic Product) Jharkhand is classified as a low income state. Literacy levels are also below national literacy levels. Levels of poverty are among the highest in the country with a sharp contrast among rural and urban poverty.

Figure 7 District wise Female Literacy Rate in Jharkhand 2011



Source: Census 2011

Considering the condition of women, apart from sex ratios that are better than national

ratio, development indicators of the state indicates dismal state of women's education and health status. Only 7% of women have completed 12 years of education. Gender gap in literacy is 22 percentage points in Jharkhand. Incidence of anaemia is higher than national level- highest level of 70% anaemia in women is found in Jharkhand (NFHS III). About 43% of women are underweight in Jharkhand. Maternal Mortality Rates is much higher as compared to national figure, i.e., MMR is 219 in Jharkhand.

UNDP's recent Human Development Report (HDR) for 2010 uses a Multidimensional Poverty Index (MPI) that has been devised by the Oxford Poverty and Human Development Initiative (OPHDI) and uses variables that are based on access to education, health, electricity, sanitation, drinking water, cooking fuel and assets. This shows that 77% of Jharkhand's population is poor.

STs along with other marginalized groups, especially in states affected by extremist violence (like Andhra Pradesh, Bihar, Chhattisgarh, Jharkhand, Madhya Pradesh, Maharashtra, Orissa and West Bengal), are not only worse off than other social groups in their respective states, but also their counterparts in the rest of the country (India Human Development Report, 2011).

4.8 Gender in agriculture and allied activities

Women face 'double exclusion' - first due to gender-biased norms and barriers, and second due to the other social (caste/tribe/religious/class) identities. Discrimination against women begins at birth and is reflected in the worsening sex ratio. Maternal mortality and gender-based violence are also very high. Women workers are concentrated in the labor-intensive, unskilled jobs in the informal sector, with low wages and high insecurity. Their work on land is hardly recognized - they are seen as 'helping their men in the fields.' As agricultural labourers they are paid lower wages than men, and in addition to gender discrimination, face sexual exploitation. Inequalities in wages may serve as disincentives for women to work.

Most CBOs other than SHGs, such as cooperatives, producer organizations, and user groups, include few women. If they are members, women's participation in group decision-making is low and accountability to them is almost nonexistent. The absence of women from most governance functions is also reflected in the low level of benefits they obtain through the local institution.

This results in women having a 'nominal rather than effective presence' and the further impact is two-fold: in addition to the neglect of women's needs. Several IFAD-funded projects found that women are 'invisible farmers.' Water users' associations have been particularly dismissive of women's needs due to the misconception that only men require water for irrigation. The functioning and norms of CBOs are complex and variable. The frequency of meetings may be high, and poorer groups unable to comply because of the opportunity (or direct) costs of attending meetings. Decision-making in *Pani Panchayats*, for example, often revolve around key leaders and participation by other members is limited. Voting is rarely observed but most decisions are deemed to have been arrived at through consensus. Smaller CBOs such as SHGs tend to have more internal democracy in decision-making processes, and representation of interests of the poor may be better.

Chayal et al (2010) have analyzed the role of women in agriculture. The authors have stated that though women do 70% of the farm work, they remain invisible workers, women workers are typically and wrongly characterized as economically inactive and playing a supportive role as farmers' wives.

In Jharkhand studies have shown that women are involved in all farm operations, they have a greater role than men in intercultural operations, and livestock management¹. The study has also shown that women are generally not involved in the decisions related to use of fertilizer, labour hiring, and borrowing money. However, women are more involved in decisions on allied activities. As women generally look after the livestock, hence, they are considered as the right person to take the responsibility. The role of male members in decision making regarding selection of fodder and feed, sale of milk and its products is quite low. In case of 'sale and purchase of an animal', joint decision is much higher. Although women play a vital role in small-scale agriculture, various factors affect rural women involvements in decision-making. Age, education and participation in formal institutions of the respondents are positively and significantly associated with involvement of farm women in decision making. Major factors identified by women for their low participation in farm related decision making are poor skill and knowledge, lack of training, less exposure, lack of self-reliance, male dominance, cultural norms and illiteracy.

According to the Draft National Policy for Women in Agriculture (2008), women comprise 40% of the agricultural workforce, and 85% of all rural female workers are in agriculture. Though India as a whole has a very low level of women labour force participation (16.8%), yet in Jharkhand, even fewer women (9.2%) participate in the labour force². It is widely accepted that it remains grossly under-reported. In general women are involved in activities that are less remunerative or escape enumeration because it is unpaid work within the household economy or for subsistence. Women are often paid lower wages than men, for equal hours and intensity of labour inputs because it is perceived that they cannot do the same hard work as men.

Women's contribution to agriculture is often under-valued, both by society and by the government. Programs to involve women have to take into consideration the major constraints face by women in participating in programs and benefitting from the interventions, mainly on account of non-comprehension of market situations consequent to low literacy and awareness, lack of economic independence and low involvement in household level decision making.

Women with special needs. Amongst women, single mothers, deserted or abandoned women, widows and elderly women require special interventions. Women headed households are especially disadvantaged as they lack access to productive resources – land ownership is not in their name, because of which they cannot provide collateral for obtaining loans for agricultural improvement interventions including water resource development, land development and purchase of machinery or other agricultural inputs.

The NRLP project has initiated SHGs for elderly and single persons (women and men). In JOHAR this initiative can be taken further to explicitly recognize women headed families as targets for project interventions.

4.9 Zone-wise –socio-economic aspects

The state is divided into three agro-climatic regions viz., Central and North Eastern

¹ A Deb, A Sengupta. 2015. Gender Dynamics In Agriculture: Looming Lights From The Family Farms Of East Singhbhum, Jharkhand

²Jharkhand Economic Survey 2016-17.

Plateau (Region I), western plateau (Region II), and South Eastern Plateau (Zone VI).

Table 5 Agro Climatic Zones of Jharkhand

Name of Zone	Characteristics	Name of the districts
Sub Zone IV Central and North Eastern Plateau	Erratic and uneven distribution of rainfall. Coarse textured soils. Low water retention capacity of soils. Drying of tanks.	Dumka, Deoghar, Godda, Sahebganj, Pakur, Hazaribagh, Koderma, Jamtara, Chatra, Giridih, Dhanbad, Bokaro, Ranchi
Sub Zone V Western Plateau	Erratic and uneven distribution of rainfall. Low water retention capacity of soils.	Palamu, Latehar, Lohardaga, Garhwa, Gumla, Simdega, Khunti
Sub Zone VI South Eastern Plateau	Uneven distribution of rainfall. Low water holding capacity, eroded soils. Shallow soil depth. Poor soil fertility.	East Singhbhum, West Singhbhum and Saraikela Kharsawan

Zone IV Central and North Eastern Plateau: Rural literacy varies widely in Zone IV ranging from 47.3% in Pakur district to maximum of 68.2% in Dhanbad district. Dropout rate in primary cycle ranges from 11.5% in Ramgarh district to a maximum of 51.96% in Simdega district. Infant Mortality Rate (IMR) also shows wide variation – from a minimum of 26 in Dhanbad district to above 50 in three districts viz., Pakur (52), Sahebganj (52) and Godda (54). The sex ratio ranges from 932 in Dhanbad district to 983 in Dumka district. Total Fertility Rate ranges from 2.3 in Hazaribagh District to 3.7 in Pakur district.

Proportion of SC households shows wide variation from 2.87% in Pakur district to 33.35% in Chhatra district. Five districts have more than 30% ST households, least being in Koderma district (0.98%).

Seven out of the fourteen districts have more than 25% of rural households have agriculture as the main source of income; the range is from 9.16% in Dhanbad to 38.98% in Ranchi District. In twelve out of the fourteen districts, more than 50% of rural households have major source of income from manual labour with a maximum of 66% in Giridh district.

Zone V Western Plateau: Rural literacy ranges from 58% in Latehar district to maximum of 66.6% in Simdega district, with only two out of the seven districts falling below the state average of 61.1%. Dropout rate in primary cycle ranges from 35.11% in Garhwa district to 56.9% in Gumla district. IMR ranges from 33 in Garhwa district to 53 in Lohardagga district. Two districts have sex ration lower than the state average viz., Palamau (931) and Garhwa (937), while highest ratios in the state are seen in Gumla (996), Simdega (999) and Khunti (1000). Total Fertility Rate ranges from 2.9 in Palamau to 3.7 in Lohardagga district.

SC population shows a wide variation ranging from 5.09% in Khunti district to 27.36% in Palamau district. Highest proportion of ST households is seen in Khunti district (75%) and lowest in Palamau (9.39%).

Six out of the seven districts have more than 20% rural households have agriculture as the main source of income; the range is from 24.5% in Palamau to 67% in Simdega District. In two out of the seven districts, more than 50% of the rural households have major source of income from manual labour viz., Garhwa (57.67%) and Palamau (61.31).

Zone VI South Eastern Plateau: Rural literacy varies widely in Zone VI ranging from 54.3% in West Singhbhum district to maximum of 63.5% in Saraikela district. Dropout rate in primary cycle ranges from 26% in East Singhbhum district to a maximum of 52.72% in West Singhbhum district. Infant Mortality Rate (IMR) ranges from a minimum of 25 in East Singhbhum district to 53 in West Singhbhum. The sex ratio ranges from 981 in East Singhbhum district to 1014 in West Singhbhum - the highest sex ratio for the state. Total Fertility Rate ranges from 2.2 in East Singhbhum District to 3.1 in West Singhbhum district.

Proportion of SC households shows is generally low in this region ranging from 5.41% in Sariakela Kharsawan district to 9.61% in East Singhbhum district. All three districts have more than 30% ST population with the maximum of 62.48% in West Singhbhum district.

Proportion of households having agriculture as the main source of income ranges from 22.4% in East Singhbhum to 32% in Saraikela district. Households having manual labour as the major source of income range from 42% in Saraikela to 50.64% in West Singhbhum.

4.10 Socio-Economic Indicators in JOHAR implementation area

Social Inclusion under NRLM is tabulated below:

Table 6 Social break-up of beneficiaries under NRLM

Social Category	Number of Households	% Households
SC	90748	11.10
ST	415718	50.87
OBC	283608	34.70
Others	27096	3.32

A baseline survey was conducted by JSLPS and Aajeevika/NRLM Program. The survey was conducted in August –September 2014, report prepared in 2015. The survey covered 16 districts, 175 blocks, 2639 panchayats, and 22,697 villages.

Among the surveyed households 43% are ST, 36% OBS, 12% SC and 9% others. Among the PVTGs largest groups are Souriya Pahariya and Mal Pahariya. 67% of the PVTG are found in sample reside in Sahebganj district. Sex ratio in sample of 978/1000 is better than the national average, but low (913) in the age group of below 6 years.

Literacy is highest in East Singhbhum (75.5%) and Palamau (74.3%). Districts with lowest literacy rate are Sahebganj (52%) and Godda (56.4%).

The livelihood of the people of this area depends primarily on land. It's not only the size of land but also the altitude (low, medium and high land) and the availability of irrigation matters in ensuring livelihood security. Though, cultivation is the primary source of their livelihood, they are mainly dependent on traditional mode of cultivation where the productivity is very low. The livelihood assets of sampled households are described below.

Ownership of land Assets

People of this area have some piece of land around their house, often called *bari*, which is used for backyard gardening. They cultivate vegetables, maize etc. on this piece of land. This land is also used for rearing animals. Such land is used as a livelihood support

by the people. However, almost half of the households in the sample (49.50%) do not have this backyard/*bariland* and another one third have very small piece, up to 15 decimals only.

Agricultural land

Most of the households in this area have some agricultural land - about 82 % of the respondents reported that they own agricultural land. Thus, close to one fifth of the respondents are deprived of agricultural land. The incidence of landlessness of agricultural land is highest in Godda, where more than two thirds of the households have no agricultural land; it is also high in East Singhbhum (27.54%), Koderma (21.51%) and Palamu (22.9%). Palamu, has a history of feudal exactions, appropriations and exploitations, making a large number of people landless. In Koderma district 78.5% of the households own land, 77.1% in Palamau, and 63.2% in Godda District. Nonetheless, this opens up opportunities for inclusion of STs in the activities of a project like JOHAR.

A larger percentage of STs have been found to own agricultural land and backyard garden and they have been found to have large size of plots than the other communities. The higher land ownership of STs, despite its economic deprivation is mainly because of restriction on transfer of their land imposed by Chota Nagpur Tenancy Act (CNTA) and Santhal Pargana Tenancy Act (SPTA).

Being hilly, the land in Jharkhand is undulated. The agriculture land, on the basis of its elevation is categorized into low land called *Don*, medium land called *Chaura* and upland called *Tanr*. The low land (*Don*), has high soil depth, better quality soil and more moisture content and, therefore, is more productive than the other two categories of land. Similarly, Medium land (*Chaura*) is more productive than the upland (*Tanr*).

Landlessness is high among the SCs and low among the STs. Total 14.5 % are landless, SC - 26.2%, ST- 7.9%, OBC -15.4, others - 20%. Scheduled Tribes own the highest percentage of lowland, i.e. above 200 decimal, when compared to the different social categories.

More than 50 percent of the Scheduled Caste respondents do not have any lowland, and more than 40 percent of the others category also do not own any lowland.

Irrigation is an important component of agriculture. It helps in multiple cropping, introduction of high valued cash crops, increases the rate of yield and stabilizes the output. It has a very positive implication for the livelihood of the cultivators and those dependent on agriculture. But, irrigation is available to very few farmers. While, about 82 percent of the households have agricultural land only 37 percent of them have irrigated land. There is wide inter-district variation in availability of irrigated land. In Seraikellan-Kharsawan only about 12 percent and in East Singhbhum about 14 percent of the cultivators reported to have irrigated land, while in Lohardaga, Gumla and Koderma more than 50 percent of the cultivator reported to have irrigated land

Leased out land

Approximately 9 percent of respondents have leased out lands, highest in Lohardaga 15.9%, Godda - 14.9%, Dumka 13.4%.

Land Leased In

About 20 percent of the respondents have leased in land. Mostly the SCs and OBCs have leased in land about 21 percent each. This may be due to the fact that the SCs own less percentage of land. The incidence of leasing in is less prevalent among the STs and

Others. Leasing in land by the landless families is more prevalent in Jamtara (34%), Lohardaga (33%), Garhwa (31%) and Sahebganj (27%) and less in Giridih (3%), Dumka (7%), Chatra (10%) and East Singhbhum (9%).

Housing and Amenities

Most of the respondents are owners of their house. About 99% of the respondent households are owner of their house. Only about 0.5 % of the respondents are in rented accommodation and only 0.02 % of them have got it under Indira Awas Yojna (IAY). It is almost comparable with Census 2011 figures, which reported that 97.6% of houses in the rural areas of Jharkhand were owned by the household owners.

Most of the respondents across treated and control areas live in kutcha houses. Only about 17% live in semi-pucca and about 11 % in pucca houses. The respondents living in kutcha houses are highest amongst Scheduled Tribes (86.87%) and Scheduled Castes (70.44%) and the respondents living in pucca houses are highest amongst and the 'Others' (22.16%).

Majority of the households/respondents i.e., 59.9 % use tube well or bore well as the common source of drinking water, which is followed by dug well across all social categories. The usage of hand pump (49.10%) and dug well (34.50%) were also two major sources of drinking water found in Census 2011 as well. On the surveyed households, it was found that only 0.56 % of the households had piped water supply at home.

Open defecation appears to be a common practice amongst all social categories; Scheduled Castes being the highest (96.81%). Altogether, 94.07 percent of families are still practicing open field defecation in the baseline study which is almost similar to the findings of Census 2011, which reported that only 7.7 per cent of households in rural Jharkhand have toilets, making it the state with the highest rate of open defecation in India. Comparatively, flush toilet is more prevalent amongst 'Others' (13.13%) and Other Backward Castes (6.67%).

Wood appears to be the most common source of cooking fuel (81 percent HHs) amongst all social categories followed by coal. Highest percentage of LPG usage is registered with 'Others' (6.04%) category. In Census 2011, 71.60 % of households in rural areas of Jharkhand are reported to use firewood as the main cooking fuel. Using LPG (2.28%) as cooking fuel is also corroborative to census 2011 (1.90%) data for rural Jharkhand.

Kerosene Oil (73.60%) prevails to be the one of the most common source of lighting the houses followed by electricity (23.95%). 'Others' social category (37.29%) is being the highest consumer of electricity. Census 2011 shows 66.40 percent of families use kerosene and 45.80 percent of families use electricity for lighting houses in rural areas of Jharkhand and a similar trend is also noticed in the present study.

Work Participation Rates

In the working age group of 15 – 70 years around 72.5 % of the workforce are engaged in some kind of activity. Between the age group of 25 to 54 years almost entire population is engaged in some activity. Looking at work participation by gender, it is found that 72.5 % of the male workforce and 68.7 % of the female workforce are engaged in some kind of activity. About 30% of children aged 6 to 14 years have been found to be working.

At overall level 27.5 % of the population is not engaged in any activity. Thus, it may be summarized that there is still a significant proportion of qualified workforce that has

remained out of the workforce.

Agriculture is the main primary livelihood among the rural population as 71.9 % in the treated area mentioned agriculture as their main source of living. The proportional break-up among primary livelihoods is - 71.9% in agriculture, 2.4% in Livestock, 12% self-employed/ services/business, 8.6% agriculture/rural wage labour, and 25% non-agricultural skilled labour. SC households show greater participation in labour - 16.1% agricultural/rural wage, 35.25% in non-agricultural skilled labour.

The next prominent livelihood activity is working as casual labour for agricultural and non- agricultural activities. Across social categories agriculture is the primary source of livelihood. Agriculture as primary livelihood activity is significantly higher among Schedule Tribe category as 80.5% in the treated area and 79.1 % in the control area mentioned the same. However, among Schedule Caste category, significantly higher proportion of population has mentioned non-agricultural activities as their primary source of livelihood. Business of self-employment is higher among other categories (18.6%) and OBC categories (15.6%).

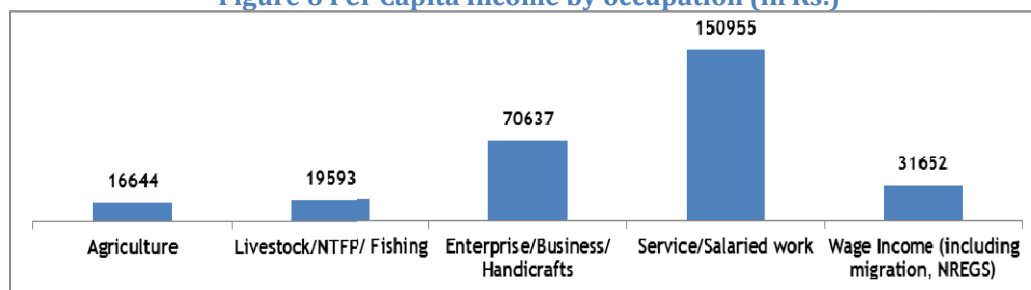
Around 52% of the populations are involved in various secondary livelihood activity. As a secondary livelihood option majority of the population engage as agricultural or non-agricultural labour. In the treated area 27.8 % mentioned of working as agricultural labour whereas 39.3% mentioned of non-agricultural work. Among the minority classes like Schedule caste and Schedule Tribe the tendency to work as casual labour as a means for secondary livelihood is more.

Average Household Income

More than half of the households have annual household income of less than Rs.50,000. Around 33 per cent of the households have income between Rs.51,000 to Rs.1,00,000. Less than 3 per cent of the households have more than Rs.2,50,000 as their annual household income. There is huge disparity in the income distribution and this trend is across the different social categories

Looking at average income by primary occupation it is found that households engaged in Service or job employment have the highest annual average income. This is followed by those households engaged in Enterprise or business or handicrafts. This is followed by wage income including migration or MGNREGA, then households engaged in animal husbandry and lastly those households involved in agriculture.

Figure 8 Per Capita Income by occupation (in Rs.)



Source: JSLPS Baseline survey 2015

It is evident that apart from farming or agriculture there are other means of earning income that can be more profitable.

Women Headed Households

According to the SECC 2011, highest number of women headed households are present in Ranchi District (40,373) followed by Lohardaga (38,531) and least in East Singhbhum District (9142). Among landless women headed households which have earn major part of their income from manual labour, highest numbers are seen in Ramgarh district (15,561), West Singhbhum (15,545), Lohardaga (13,845). Women headed households that have non-agricultural enterprises registered with the government are highest in Ramgarh district (3,847), Ranchi (1,165), West Singhbhum (1,438), Saraikela (1,138), while 5 districts have less than 2% of the women headed households having such registered enterprises. For district-wise details in JOHAR project area see annexure 7.

About 6 to 47% of the women headed households in different districts have irrigated land. In Ranchi district 12,586 women headed households own irrigated land. There are 9 districts in which 25% or more of the women headed households own irrigated land. The project will be prioritize these households in farm-based interventions.

Key Issues:

Smallholder farmers:

- Low access to information, technology and capacity building
- Low access to credit, seeds, fertilizers, irrigation; indebtedness
- Lack of market information, low marketable surplus, poor negotiating power
- For farmers of rain-fed areas access to irrigation is the most crucial factor as erratic rainfall affects the quality of produce.
- Extension services are inadequate and farmers use sub-optimal farming practices
- Lack of reasonably priced and efficient risk management instruments, deter SMF from investing in new technologies.
- Lack of knowledge about functioning of value chains. The small farmers should be enlightened as to what supply chain system is, how it can benefit them and whom to approach. Sufficient capacity should be built for the farmers.
- Improper or insufficient postharvest handling: by small farmers is a major barrier to entering the marketplace. The marketplace demands continually upgraded quality, appearance, shelf life, and safety of food products.
- Poor marketing and distress sales: Distress sales by small/ marginal farmers to square off their debts or for immediate consumption purposes soon after harvest are quite common.

Women:

- Unequal access to and ownership of resources; no role in decision making, finances, marketing of produce
- Low access to information, technologies, capacity building
- Low mobility, health status, and literacy levels of women
- Risk of increasing women's workload and drudgery
- Large number of women headed households in JOHAR area.
- Women headed households owning land are unable to cultivate it because of shortage of labour. Project should prioritize these households for facilitating paid labour and project investments in farm based investments.

Tribals:

- Lack of timely availability of seed and credit, dependence on moneylenders and indebtedness
- Low outreach of extension services and capacity building
- Small holdings, subsistence agriculture, low farm mechanization in tribal districts
- Lack of participation and involvement in decision making
- Need to ensure that tribal groups are fully engaged in the JOHAR process, interventions and benefits

Chapter 5 Legal, Regulatory and Policy Framework

5.1 Introduction

This section examines applicable social acts and policies in India. Agricultural and related project activities may lead to many social impacts e.g., excessive use of irrigation without proper drainage may lead to salinization of land and loss of livelihood, excessive and improper use of pesticides may lead to adverse impacts on health of persons handling pesticides as well as consumers, dependence on high value crops may lead to exclusion of subsistence food crops.

It is thus relevant to examine the relevant environmental and social legislation that has been put in place to prevent or minimize adverse impacts. There are various policies and Acts of the Central Government (GoI) as well as Government of Jharkhand (GoJ) dealing with the management of agriculture, NTFP, water resources, livestock, fisheries, as well as addressing environmental and social concerns. The present chapter gives an overview of the policy framework at the national and state levels specific to the sectors proposed under JOHAR and to the management of social environmental issues arising from project implementation. In addition, the World Bank safeguards policies are discussed. Suggestions have been made in the existing policies/regulations to comply or to be in conformity with the Bank's requirement on addressing the social issues arising from the activities under the proposed project.

5.2 Safeguard Policies of the World Bank

Safeguard and operational policies of the World Bank applicable to JOHAR are the following:

OP 4.1 Environment Assessment: The policy was triggered to assess the potential impacts of the proposed investments in High Value Agriculture, Irrigation, Livestock, Fisheries, Non-Timber Forest Produce (NTFP) and value chain related infrastructure. An Environmental Assessment study has been conducted covering a sample of 6 districts covering all 3 Agro Climatic Zones. The Assessment Identified potential adverse impacts of the mentioned interventions and required mitigations. An Environment Management Framework has been prepared.

Operational Policy on Pest Management (OP 4.09). This policy is applicable as there is likelihood of use of pesticides and other agrochemicals especially in High Value Agriculture interventions and also once project investments on irrigation are realized. The project has prepared a Pest Management Plan (PMP) which would be promoted widely in the agriculture and irrigation clusters

OP 4.10: Indigenous Peoples:

The World Bank's operational policy on Indigenous Peoples (IPs) or Schedule Tribes (STs) is applicable as Jharkhand has a high percentage of tribal population, and tribal population will be significant project beneficiaries in majority of the project clusters, but especially in the NTFP clusters. A Tribal Development Framework (TDF) has been prepared that will be implemented in JOHAR clusters. In areas where IPs are the majority, the project's Tribal Development Framework will apply. In project locations where IPs comprise a minority, a specific Tribal Development Plan will be prepared to identify issues and means to ensure tribal participation and equal access to project benefits.

OP 4.12: Involuntary Resettlement: JOHAR interventions will not be involving any involuntary and compulsive acquisition of private land. All land for community level

infrastructure will be accessed through one of the following methods: voluntary land donation, MOU, leasing, private purchase and/or official transfer. Priority would be given to land without any encumbrances. The process for accessing such land would be documented through lease deeds, private purchase agreement, MOU, panchayat resolution or notification, and will be subject to periodic social impact screening and inspection by the project. ☐

For such sub projects, a social impact screening will be undertaken, along with the environment screening, for identifying, and mitigating any minor, local level adverse impacts. In case of any identified adverse impacts, suitable community actions would be initiated and monitored.

5.3 National and state social policies:

Various policies of both the central government as well as the Government of Jharkhand will come into play during the implementation of the project. The following Table summarizes the relevance of these on the project. In the light of Safeguard policies of the World Bank, an attempt has been made to analyse the policies, acts framed by the Centre and State governments, which has relevance for the implementation of JOHAR in the State of Jharkhand. These policies/acts, which have both environmental and social implications on the implementation of JOHAR have been analysed separately as follows.

JOHAR project will support the implementation of the relevant national policies within the project components by including the various policy provisions on gender, social inclusion, community participation in the project processes and guidelines.

Table 7 Social Policies relevant to the project

Act/Rule/Policy	Explanation	Relevance to the Project
World Bank Operational Polices		
OP 4.10 Indigenous Peoples	This policy contributes to the Bank's mission of poverty reduction and sustainable development by ensuring that the development process fully respects the dignity, human rights, economies, and cultures of Indigenous Peoples (Scheduled Tribes).	There is a high proportion of indigenous peoples in the project target area and therefore the policy is triggered. The project will prepare a Tribal Development Framework applicable to the project. Area specific Tribal Development Plans will be prepared for selected clusters during project implementation. The instruments will be reviewed, cleared and disclosed with translation.
National Acts/Polices/Programs		
The Mahatma Gandhi National Rural Employment Guarantee Act, 2005	The Act aims at enhancing the livelihood security of people in rural areas by guaranteeing 100 days of wage employment in a financial year to a rural household whose adult members are willing to do unskilled manual work.	Specific schemes have been undertaken under this Act – convergence of such schemes (under this Act) with the proposed JOHAR activities may be considered.
Right to Information Act, 2005	To provide right to information for citizens to secure access to information under the control of public authorities, in order to promote transparency and accountability in the working of every public authority.	It is related to all those organizations and individuals who would like to secure information on the activities and schemes under the proposed JOHAR project. It is relevant to maintaining transparency of project activities.
Panchayati Raj Act 1953, 73 rd Amendment 1994	The act leads towards village governance and establishes the bottom up approach. The Panchayati Raj Institutions considered as self Government for rural areas whether at the level of a village or a block or a district. They are responsible for preparation of plans for the development programs include drinking water, minor irrigation, rural sanitation, natural resources management and other socio-economic and so on, mobilization of resources for relief during natural	Applicable for JOHAR as during the implementation of the project activities require institutional support at different levels. This Act will facilitate support for the active participation of the village communities and other democratic institutions that may yield the effective outcomes of interventions.

	calamities, removal of encroachments on public properties, organizing voluntary labour and contribution for community works and maintenance of essential statistics of villages.	
Extension of Panchayati Raj to Scheduled Areas (PESA) 1996	The Act provides for extension of the provisions of Part IX of the Constitution relating to the Panchayats to Scheduled Areas. The Act allows greater recognition to tribal economic and socio-cultural systems, autonomy for local governance and control over natural resources in scheduled areas of the country. Every Gram Sabha shall: i). approve of the plans, programs and projects for social and economic development before such plans, programs and projects are taken up for implementation by the Panchayat at the village level; ii). be responsible for the identification or selection of persons as beneficiaries under the poverty alleviation and other programs.	Any project intervention should honour and maintain the autonomy of the tribals. Applicable as project needs to take prior informed consent for project interventions, to ensure that livelihood enhancement interventions are socially acceptable. Introduction of new crops/ technologies /food crops should take into consideration their cultural preferences. The project needs to ensure that tribal communities participate in project activities and there will be no adverse impacts on local tribal groups.
National Policy on Tribal Development, 1999	The policy seeks to bring scheduled tribes into the mainstream of society through a multi-pronged approach for their all-round development without disturbing their distinct culture. Development and empowerment of STs is enshrined in the Constitution and the tribal sub-plans included covered under the Five Year Plans.	This policy will be applicable to project activities in tribal dominated districts. The need is to ensure that tribal communities participate in the project activities and there are no adverse impacts on local tribal groups. The policy is applicable in the tribal districts. The project interventions should be dovetailed with the Tribal Development Sub Plan in order to facilitate the achievement of its objectives of the sub plan.
Tribal Sub Plan	Under TSP, all funds from various programs are pooled and used strategically to support the socio-economic development of tribals within a specified period.	The project intends to invest in upgrading agriculture, NTFP and small livestock processing and marketing infrastructure in different districts. There is a need for working with the Tribal Development Department to ensure that project benefits are accessed by the tribal communities.

Schedular Tribes and Other Traditional Forest Dwellers (Recognition of Forest Rights) Act, 2006	The Act provides three kinds of rights to Scheduled Tribes and Other Traditional Forest Dwellers: Land Rights: Right to continue cultivating land (less than or equal to four hectares) where they have been cultivating prior to 13 December 2005. Use Rights: Provides for rights to use and/or collect a) minor forest produce (<i>tendu patta</i> , herbs, medicinal plants) that has been traditionally collected, b) Grazing grounds and water bodies, c) Traditional areas of use by nomadic or pastoralist communities Right to protect and conserve: Gives the community the right to protect and manage the forest.	This Act is particularly relevant, and will be applicable to the districts with large proportion of tribal population. Where agricultural improvement investments are made on lands inhabited by tribals the project will not question the ownership of their lands.
National Policy for Farmers, 2007	The Policy focuses on the wellbeing of farmers rather than just on production. Aim is to stimulate attitudes and actions which should result in assessing progress in terms of improvement in incomes of families.	The project focuses on income returns from agriculture and therefore, and follows the spirit of this policy. Small farmers needs for capacity building, access to credit, risk reduction schemes and access to markets have to be ensured. Women need special attention in credit access because of their lack of land title/collateral. Kisan credit cards would be issued to women speedily with joint pattas for homestead/agricultural land. Indemnity bonds/guarantees from husband and relatives would be considered by banks to extend credit.
National commission of women (1990) and National policy for the Empowerment of Women (2001)	These are intended to create a positive environment for the overall development of women and safeguard the rights and legal entitlements of women	Applicable as women constitute an important project beneficiary group and the project needs to ensure participation of women and strengthen their role in decision making, in institutions, access to trainings, in reduction of drudgery, and ensuring their right to equal remuneration.
The Seeds Act 1966	The Seeds Act regulates the quality of notified seeds for sale, grant/ revoke of certificate, and	The project will undertake promotion of improved varieties therefore, to safeguard rights of farmers it is important to

	penalty.	generate awareness among farmers about regulations regarding minimum germination percentage of seeds, purity of seeds and redressal and compensation mechanisms available under the Act.
The Disaster Management Act, 2005	The Act provides for effective management of disasters.	The state has faced various kinds of weather related disasters including drought & flood. The project has to ensure access to weather forecasts, access to insurance and compensation, and access to stocks through seed banks and other measures.
Minimum Wages Act, 1948	In unorganized sector, where labour is vulnerable to exploitation, due to illiteracy and having no effective bargaining power, minimum rates of wages are fixed/ revised both by Central and State Governments in the scheduled employments falling under their respective jurisdictions under the provisions of the Minimum Wages Act, 1948.	The project will involve wage work on the farm (sowing, weeding, cultural operations, harvesting), construction work on rainwater harvesting structures, and wage work throughout the value chain. The project should make efforts to ensure latest minimum wage rates to the workers.
Equal Remuneration Act 1976	Provides for the payment of equal remuneration to men and women workers and for the prevention of discrimination, on the ground of sex, against women in the matter of employment	No discrimination can be made in recruiting men and women, or in their wages for same work. Women are likely to be involved in wage work in farm activities and value chain. The project needs to ensure equal remuneration and work opportunity to women.
Child Labour (Prohibition & Regulation) Act, 1986	This Act prohibits the Employment of children below the age of 14 in factories, mines and in other forms of hazardous Employment including construction, and regulates the working conditions of children in other employment.	Identification and regular monitoring of work place where the employment of child labour suspected. Identification of health hazard work places.
Building and Other Construction Workers (Regulation of Employment and conditions of Service) Act., 1996	The Act regulates registration, licensing of contractors and working conditions for wage workers	The project is likely to involve labour in intensification of crops, grading, processing etc. The projects needs to ensure the working conditions including working hours, provision of basic facilities for drinking water, sanitation, crèche for children of working women etc. according to the Act.

National Agriculture Policy 2000	National Agriculture Policy seeks to actualize vast untapped growth potential of Indian Agriculture, strengthen rural infrastructure to support faster agricultural development, promote value addition, accelerate the growth of agro-business create employment in rural areas, secure a fair standard of living for farmers and agricultural workers and their families, discourage migration to urban areas and face the challenges arising out of economic liberalization and globalization.	The project aims to improve agricultural productivity and farm incomes by integrating technology, institutions and market innovations.
National Policy on Resettlement and Rehabilitation (NPRR) of Project Affected Families - 2004	This a broad guideline to provide executive instructions and is applicable to projects displacing 500 families or more <i>enmasse</i> in plain areas and 250 families <i>enmasse</i> in hilly areas, Desert Development Program (DDP) blocks, areas mentioned in Schedule V and Schedule VI of the Constitution. This policy ensures that the benefits reach the Project Affected Families, especially resource poor sections including SCs/STs and those below poverty level.	Though this policy is Not applicable since the Project is not going to displace any person, however there could some economic displacement. As per the Bank's requirement, even if a single person is displaced or adversely affected (irrespective of the ownership of land lost) support should be extended to restore the loss of livelihood. A screening process will be followed by the project.
Model APMC Act, 2003	Regulates granting of licenses for direct marketing or establishing private markets for: a) processing of agricultural produce; b) trade for specific produce; c) export of the produce; and d) grading, packing and transactions in any other way for value addition of the produce.	Project will promote Farmers' Cooperative based agriculture produce marketing; projects need to ensure compliance with provisions of this Act.
The Food Safety and Standards Act, 2006	Consolidates the laws relating to food and to establish the Food Safety and Standards Authority of India for laying down science based standards for articles of food and to regulate their manufacture, storage, distribution, sale and import,	The project focuses on value addition of food articles and food crops. In order to safeguard the rights of consumers and livelihoods of producers, it is important that the value chain processes are in line with the standards specified in the Act. The Act regulates levels of additives, residues and

	to ensure availability of safe and wholesome food for human consumption.	contaminants/adulterants in food articles, labelling and advertising of food products, sanitary standards for food outlets, and specifies acceptable composition for certain age groups such as infants. Important for value addition of food articles and food crops.
Mahila Kisan Sashaktikaran Pariyojna, 2011	To empower women in agriculture by making systematic investments to enhance their participation and productivity, as also create and sustain agriculture based livelihoods of rural women.	Potential for dovetailing special initiatives for farmer women with MKSP. The MKSP invites project proposing complete package of 'end-to-end' services through linking up women farmers with the community based organizations providing access to a complete package of options from credit, insurance and inputs, to procurement, value addition and marketing of produce
State Acts/Polices/Programs		
Jharkhand Feed Processing Industry Policy 2015	All implementing agencies / organizations such as POs / Producer Companies / Joint Ventures / NGOs / Cooperatives / SHGs engaged in Establishment / Up-gradation / Modernization of feed processing units would be eligible for financial assistance under the policy.	The project needs to comply with norms/certification/and other requirements under the policy. Directorate of Industries may monitor and evaluate progress.
Draft Agriculture Policy 2011. Government of Jharkhand.	The Policy acknowledges the fact that agricultural education needs orientation to serve major clientele, i.e., small and marginal farmers. Farm ponds, land levelling, field bunding and erosion control measures will be executed free of cost in the field of small and marginal farmers of the state. Many of the marginal and small farmers also work as agricultural labourers. Agricultural labourers do not get even the minimum wages, due to which they prefer to migrate as construction workers or other workers in cities and other states. Policy	Small and marginal farmers, and landless labourers to have opportunity for skill development, and minimum wages. Project to explore water resource development for small farmers.

	<p>document envisages the following steps: Institutional support will be organized and provided to the agricultural labourers. Arrangements will be made for human resource development of agricultural labourers through skill development centres/training institutes in the field of new technologies including agro-processing, packaging and transportation of agricultural produce</p>	
<p>Jharkhand State Water Policy 2011</p>	<p>Farmers' participation, through their Water Users' Association, in irrigation management shall be made mandatory and it is intended that water will be allocated, supplied and charged on volumetric basis to Water Users' Associations (WUGs) only. The irrigation system shall be managed through WUGs as per provisions made in the appropriate act / administrative orders. Women's participation in the irrigation management shall also be ensured. WUGs will hold a bulk entitlement to water use on behalf of their members and manage and distribute their bulk entitlement. These WUGs shall maintain all irrigation infrastructures up to the distributary level within their jurisdiction and will be federated at the project level. The federation will be responsible for operation and maintenance of canals, appurtenant structures and other facilities created in the project.</p> <p>Panchayati Raj Institutions shall be involved in the management and conservation of traditional water sources to cover the work of minor irrigation.</p>	<p>The project involves community managed water resources and has to follow the provisions for entitlements of water users groups.</p> <p>Domestic use for drinking, hygiene and sanitation needs of humans and livestock will receive priority from any available water resource.</p> <p>In case, where the resettlement and rehabilitation issues are involved, the State shall ensure that the rehabilitation activities will be completed well before the completion of such projects.</p>

Agricultural Produce Markets Act, 2003 (amended according to Model Act 2000)	The Act regulates the marketing of agricultural produce in the state. According to the Reforms based on Model Act, now private entities can procure directly from farmers and enter into contract farming with the growers.	Project will promote Farmers' Cooperative based agriculture produce marketing; projects need to ensure compliance with provisions of this Act.
Right to Fair Compensation and Transparency in Land Acquisition Rehabilitation and Re-settlement Act 2013 and Jharkhand Fair Compensation and Transparency in Land Acquisition Rehabilitation and Re-settlement Rules 2015	This policy ensures that the benefits reach the Project Affected Families, especially resource poor sections including SCs/STs and those below poverty level. The affected families to get support for improving or restoring their pre-project livelihoods.	This policy is not applicable as no land acquisition is envisaged under JOHAR.
Draft Jharkhand Industrial and Investment Promotion Policy 2015	The policy aims to increase the level of processing, reduction of wastage, value addition, enhance income of farmers, and to set up new training institute/centre for skill development with emphasis to train 30% women. There are provisions to support handicrafts cluster with skill development for women. Focus on agro-processing.	Small and marginal farmers, women, and landless labourers to have opportunity for skill development, and minimum wages.
Jharkhand State Pani Panchayat Guidelines 2011	Lays down guidelines for formation of committee, roles and responsibilities, levy of user charges for execution of works on small water resources such as check dams, loose boulder check dam, guard wall, pond etc.	The project involves community managed water resources and will follow the guidelines for management of the resources.
Chhota - Nagpur Tenancy (CNT) Act, 1908 and	Section 46 of the CNT Act restricts transfer of land belonging to Scheduled Tribes / Scheduled Castes and Backward Classes. However, a tribal may	The Community subprojects under JOHAR would need to follow the provisions of CNT Act, if applicable.

Amendments	transfer his land through sale, exchange, gift or will to a fellow Scheduled Tribe member and residents of his own police station area. Similarly, SCs and BCs can transfer land to members of their own community within the limits of the district in which the land is located with prior permission of the Deputy Commissioner.	
------------	---	--

Chapter 6 Stakeholder Analyses and Consultations

JOHAR is a multi-stakeholders project. For the success of the project, it is important to understand the stakes and interests of each of the key stakeholders of the project. At the same time, it is crucial to assess any potential conflicts among the different stakeholders for project benefits. This would help in defining their roles and responsibilities.

6.1 Stakeholder analyses

The primary project stakeholders are farmers (women and men), agriculture labourers, livestock rearers, fisher-folk, NTFP collectors, and associations of water resource users having an actual or potential commercial outlook. The other stakeholders include agencies (including NGOs) for community mobilization and technical support, PRIs, Line Departments, Banks, and Private Sector partners.

A list of all the key stakeholders in project implementation is provided in Table below.

Table 8 Stakeholder Matrix

Stakeholder	Interest	Importance	Influence/Relevance to JOHAR
Farmer – male - small and marginal (irrigated & rain-fed)	<ul style="list-style-type: none"> • Major concern is water availability for irrigation to make the transition from single cropping to double-cropping • Have other livelihood options • Need for credit • Better prices for their produce 	<ul style="list-style-type: none"> • Key stakeholders identified by the project, and constitute the majority of the rural community • Owners of land and decision-makers regarding the use and management of land as well as water resources • Also work as Agriculture labourers to supplement household income • Knowledge of local crops and market 	<ul style="list-style-type: none"> • Need innovative methods for inclusion • Trainings/extension to be tailored to their time availability • Risk reduction important for adoption of high value inputs/crops/technologies
Farmer – female (small and marginal lands)	<ul style="list-style-type: none"> • Interest in adopting drudgery saving methods in order to perform their multiple roles • Interested to keep part meagre land holding for subsistence crops • Access to information 	<ul style="list-style-type: none"> • Providers of major part of the labour in cultivation of crops, their harvest and post-harvest management • Little or no role in decision-making regarding crop choice, seed source, or cultural practices, even though they are the main category to be impacted by the project 	<ul style="list-style-type: none"> • Need innovative methods for inclusion in decision making bodies • Trainings/extension to be tailored to their time availability • Need to analyse effect of technology adoption on their workload • Women who are already members of SHGs and VOs are active project participants and adopters of technology, having access to credit
Farmer – medium/ large (irrigated/ rain-fed)	<ul style="list-style-type: none"> • Inadequacy of public markets may lead to low prices for their produce • Interested in increasing productivity • Access to market information 	<ul style="list-style-type: none"> • Owners of land and decision-makers • Usually, holders of important leadership positions in the village/ Gram Panchayat, and amongst the first to receive knowledge and benefits from government extension services, schemes and programs • Key players in decision-making regarding water use and management; 	<ul style="list-style-type: none"> • Will be influential in Producer groups, adequate provisions will be required to minimize elite capture

		<p>could play a significant role in demonstration of key JOHAR-promoted techniques and new technology adoption without subsidy</p> <ul style="list-style-type: none"> • Knowledge of local crops and markets 	
Landless agricultural labourers (male and female)	<ul style="list-style-type: none"> • Most often, agriculture labour is the mainstay for female labourers • They also lease land from others to cultivate • Gain access to skills for better paying jobs • Building asset base 	<ul style="list-style-type: none"> • Providers of labour for agriculture production • Knowledge of local crops and traditional techniques • More female labourers belong to the marginalized SC and tribal communities than any other 	<ul style="list-style-type: none"> • Improved techniques learned by them can benefit a broader range of farmers • Demand higher wages due to rise in wages in MGNREGA • Any change of technology, crops and agriculture techniques could have an impact on their livelihoods – analysis needed • Need to look for strategies for their inclusion • Prioritize landless for involvement in small livestock activities (chicken, goats, etc.)
Small Livestock owners	<ul style="list-style-type: none"> • Look for opportunities within their livelihood calendar • Enhancement of health of livestock • Scope to increase livestock holding 	<ul style="list-style-type: none"> • Existing integration with agriculture or NTFP 	<ul style="list-style-type: none"> • Livestock is important as source of liquidity, likely to sell improved animals when in need of money
Medium/large scale livestock/ poultry and fish farmers	<ul style="list-style-type: none"> • Need for financial support, markets • Failure may lead to indebtedness • Once herd/flock size is improved, concern for market prices 	<ul style="list-style-type: none"> • Have commercial outlook and good adopters of new technologies • Knowledge of markets 	<ul style="list-style-type: none"> • Potential to generate additional jobs • Understanding of product standards is important to sustain demand • Need to safeguard occupational health hazards

NTFP collectors	<ul style="list-style-type: none"> • NTFP collection is part of livelihood basket • Interested in getting better prices and value addition 	<ul style="list-style-type: none"> • Knowledge of local plants/trees and traditional techniques 	<ul style="list-style-type: none"> • Understanding and support essential for sustainable management of the resource • Need to safeguard occupational health hazards in using chemical control agents
Individual and small group fisher-folk in private water bodies	<ul style="list-style-type: none"> • Many are new fishers, need for training • Good quality seed/fingerlings • Credit support for buying nets 	<ul style="list-style-type: none"> • Making use of seasonal water sources such as ponds, dhobas and check dams for additional income • Many of them have already received support from JSLPS or other NGOs for training and inputs • Sell in local markets 	<ul style="list-style-type: none"> • Only owners of land (submerged under the water bodies used for fishing) presently have fishing rights
Fishery Cooperatives	<ul style="list-style-type: none"> • Maintaining water level in reservoirs in bad rainfall years • Good quality seed/fingerlings 	<ul style="list-style-type: none"> • Registered Cooperatives, received trainings and other support from Irrigation Department, and Fisheries Department 	<ul style="list-style-type: none"> • People who want to do fishing in the same water body will have to become members of the existing cooperatives
Input suppliers	<ul style="list-style-type: none"> • Interested in increasing their sales 	<ul style="list-style-type: none"> • In the absence of appropriate extension services, they are the key providers of information on inputs and technology 	<ul style="list-style-type: none"> • Supply of project recommended inputs • Will have a role in dissemination of POPs related to inputs supplied by them
Traders/collectors of produce	<ul style="list-style-type: none"> • Interested in maintaining their profits and would be against creation of alternative marketing channels 	<ul style="list-style-type: none"> • Knowledge of markets • Moneylenders and buyers of produce at the village level; small and marginal farmers most often owe them debts 	<ul style="list-style-type: none"> • Play a major role in current marketing practices and could be a potential collaborator or competitor; • Can influence project's marketing interventions through price blocking
Existing Community level producers Institutions – SHGs, VOs, POs, PGs	<ul style="list-style-type: none"> • Additional funds available through the project • Need for training • Non-farm income generation activities • Employment opportunities for women headed families, 	<ul style="list-style-type: none"> • Potential role in the marketing and post-harvest production management • SHGs facilitate access to credit or linkage to other programs • Already have rules for participatory mechanisms and accountability • Existing POs, PGs (formed by NGOs) 	<ul style="list-style-type: none"> • Chosen by the project as effective centres of service delivery to members • Ensure quality of services through monitoring activities of community resource persons

	single men and women	are already practicing farming as a group or formed as a cooperative and have experiences in either collective procurement of farm inputs and marketing of produce	
Water users/Water User Groups	<ul style="list-style-type: none"> • With improved water availability, interest in adopting cash crops • Good harvest followed by crash in prices, interested in collective marketing and market information 	<ul style="list-style-type: none"> • Role in planning and management of water harvesting and water conservation measures • Key role in collective decision-making regarding the use and management of water as a common resource. • Traditional mechanisms for managing the water resource are in place, especially in tribal regions • Responsible for ensuring equity in water-sharing arrangements 	<ul style="list-style-type: none"> • Agencies/vehicles for furthering project objectives and interventions
Gram Panchayat/ Munda/ Manki	<ul style="list-style-type: none"> • Interested in executing works in which their major constituency gets direct economic returns • In some cases, PRIs not aware of the development programs going on in their area 	<ul style="list-style-type: none"> • Constitutionally mandated and locally elected local governance institution responsible for agriculture as well as water resource management within its jurisdiction • Custodian of common lands, including pasture lands in the Panchayat area • Providers of land for establishment of common facilities proposed by the project, viz., processing centre, warehouse, etc. 	<ul style="list-style-type: none"> • All powers and funds have not been transferred to PRIs in the state • Need for capacity building of PRIs for their roles and responsibilities • Their institutional support needed for implementation of project activities such as construction on common lands, new water resources • Have a role in identification and mobilization of beneficiaries, particularly the vulnerable groups • Traditional leaders (Munda/ Manki) already have control over community decision making and can be allies in conflict resolution, in land rights interventions, and

			for working in LWE affected areas
JOHAR implementing partners (NGOs)	<ul style="list-style-type: none"> To execute with efficiency and showcase their work 	<ul style="list-style-type: none"> Have demonstrated capacity in community mobilization, institution building, awareness and capacity building Good Models of agriculture development, NTFP based livelihoods, livestock management and poultry Cooperatives, working with PVTGs Experience of implementing JOHAR will spill over to their future programs 	<ul style="list-style-type: none"> Likely to support project and engage with it to provide valuable expertise Based on their strengths they can bring additional dimensions to the program
Line Agencies	<ul style="list-style-type: none"> Key responsibility and accountability 	<ul style="list-style-type: none"> These officials are part of the project implementing arrangement, would be key to assessment of demand, planning and implementation of all proposed project interventions. Since they implement multiple programs, important source of information for beneficiaries Models of fishery, irrigation programs already exist 	<ul style="list-style-type: none"> Their understanding of, and support for SMF is key to successful mainstreaming of the framework Linkage with existing government schemes can benefit left out households in the project area
Other JOHAR partners – skills, capacity building, monitoring and evaluation	<ul style="list-style-type: none"> Interested in working with diverse clientele Learn from area specific social issues 	<ul style="list-style-type: none"> Key partners in skill development Key role in capacity building of cadre Capture learnings and success stories Evaluate effectiveness of the program 	<ul style="list-style-type: none"> Agencies for furthering project objectives and interventions across all project components
Financial Institutions (NABARD/Banks)	<ul style="list-style-type: none"> Have an interest in lending to the poor to achieve mandate, targets and increase volume of lending. Responsibility for formation 	<ul style="list-style-type: none"> Funds and capacity building of producer organizations Many POs have already been registered 	<ul style="list-style-type: none"> JOHAR needs to converge with existing programs Integration with district agriculture plans and funding through area based banking plans

	of Farmer Producer Organizations		
--	----------------------------------	--	--

6.2 Stakeholder Consultations

6.2.1 Objectives

A team was formed jointly for Environment and Social Assessment, team members comprising consultants as well as Staff from JSLPS at state and district levels and community resource persons. From JSLPS the stakeholder consultation process and planning was led by Mr. Srimanta Patra, State Program Manager, Social Mobilization & Institution Building.

The objectives of field visit were:

- Validate findings from the desk review;
- Understand social and environment impacts of relevant current development interventions disaggregated by gender and marginalized groups;
- Explore social and environmental impacts of interventions--water, agriculture, livestock, fisheries, water, value chain and marketing - proposed in JOHAR by gender and marginalized groups; and,
- Explore social and institutional gaps for implementing the proposed interventions.

6.2.2 Stakeholder Consultations – Key Questions

The Environment and Social Team conducted the stakeholder consultations around the following key questions/topics which are discussed for all the key project interventions on HVA, Livestock, Fishery, NTFP, skills and Enterprise, POs etc. The main questions discussed were:

- i) What are the Perceived benefits from the JOHAR interventions?
- ii) What could the potential adverse social impacts and associated concerns (identify groups likely to be affected)? What could be impact mitigation options?
- iii) What could be the associated Risks, specially related to exclusion, elite capture, displacement, loss of access etc.? What could be risk mitigation measures?
- iv) Other issues including LW, land rights, and constraints with respect to identification, mobilization, participation, inclusion, associated approach for addressing the issues
- v) What are the key challenges and strategies in working on livelihoods with PVTGs?
- vi) What should be the role of the local institutions in PRI?
- vii) What are the innovative, good practice models of relevance to JOHAR?
- viii) What are the overall suggestions for improving the beneficiary impact of JOHAR?

The field visits and stakeholder consultations were discussed and finalized on the 12th of December and the visits were undertaken in the three agro-climatic zones during 13th to 27th of December, 2017. The visit plan was made to hold consultations in all the three agro-climatic zones of the State, to cover proposed JOHAR project areas in 6 proposed districts, to engage with stakeholders across the JOHAR sectors (HVA, Fisheries, Livestock, NTFP, as well as irrigation), and to visit and interact with beneficiaries of model interventions across the different sectors.

Field Visit Details

Date	District
13-14/12/16	Ranchi
15/12/16, 17/12/16	Khunti
18/-19/12/16	Gumla
20-22/12/16	West Singhbhum
23-24/12/16	Palamau

25-27/12/16

Dumka

The detailed report of the Stakeholder Consultations is given in Annexure 1. In each selected district first visits were made to model project sites of JSLPS or other institutions (of NGOs, Private sector). The purpose was to understand and document the good practices of social inclusion, communication and capacity building strategy, as well as constraints. Then the proposed JOHAR sites were visited and meetings were held with community-based organizations of the NRLP, and with PRIs, to solicit their feedback on the JOHAR. After this District Level Stakeholder Consultations were organized in which District Administration including representatives from JOHAR relevant Line Departments, civil society organizations, Banks, PRIs and representatives of community based organizations including Cooperatives, and farmers participated. A total of 6 district level stakeholder consultations were held. Key social issues identified in the stakeholder consultation process are tabulated below.

6.2.3 Social Issues identified

Overall, the response to the project components and activities has been positive and was welcomed by the primary stakeholders. The Consultations have highlighted the challenges of social inclusion in the business model of farming as the state has more than 80% farmers' categorized as small and marginal farmers. Special emphasis has to be given to inclusion of PVTGs, landless farmers, and to women headed households – many of whom own land. There is a need for adapting the project interventions and strategies for the benefit and inclusion of small and marginal farmers, mainstreaming women's participation and community based approaches, and adopting socially inclusive beneficiary selection (private goods), benefit sharing (for community assets) and farmer contribution strategies. Good models of community management of irrigation and other common resources/assets exist and these should inform institution building in JOHAR. Role of local institutions including NGOs, PRIs and traditional leaders has been highlighted. The consultations have brought out the risk from LWE and as well as strategies to deal with it. Key social issues identified from the stakeholder consultations are tabulated below.

Table 9 Feedback table: component-wise social issues

Component	Keys issues
1. Diversified and Resilient Production	<ul style="list-style-type: none"> • Inclusion of vulnerable households viz., landless, women headed households, PVTGs. JOHAR should come out with a list of jobs for vulnerable groups only. • Role for PRIs in identification and mobilization of vulnerable households • Risk of further marginalization. How can left out households (without marketable surplus) benefit from the project? Linking to government schemes, access to trainings. • Specially designed programs for PVTGs based on their cultural preference (rope making, cow pea cultivation) • Hesitation among tribals to adopt new technologies. More time and separate fund for additional activities to mobilise tribals. Project to provide assured market for limited period. • Land rights for tribals. Project should support land rights claims for private as wells as community rights for tribals. • Many activities with women, need to promote women friendly implements, match activities with life cycle

	<ul style="list-style-type: none"> • Land rights for women. Landesa is focussing on landless and single women and are mapping the land available with the government and are exploring how government land can be leased to women's groups. • Women's empowerment. Trainings for women on negotiation skills, financial management, technology and markets. Membership in decision-making bodies. Work on drinking water availability. • Elite capture of PGs/POs/WUGs. Role for traditional leaders. Membership norms, quorum for meeting. • Risk of LWE. Maintain transparency in project interventions and processes. Engage local cadre. Higher training cost because participants, especially women prefer to return home every day and transport is needed. • Fodder/grazing resources for landless livestock keepers • Lack of irrigation sources. This limits farmers to subsistence cultivation, to single cropping, and lower incomes • Poultry keeping and maintenance of sheds: Water source/storage should be included as part of shed to reduce burden of transporting drinking water. Women spend lot of time on collection of firewood for warming sheds. Find alternative heating source for poultry sheds. • Need for fish seed/ fingerlings. Hatcheries should be developed. • Funding support needed for procurement of fishing nets. SHGs can be trained to produce fishing nets. • Fishing in public water bodies. New producers may have to become members of existing cooperatives • Competing demands for water. Users to lay down and practice norms for water sharing, prioritising water use for irrigation/fishery/drinking • Health and safety of producers (most of which are women). Ensure use of personal protective equipment and safe use of fungicides/pesticides in poultry, agriculture and lac cultivation. • Risk of loss of traditional crops and traditional knowledge (<i>ragi, kalajira, kalamdani, tulsimamjar, gopalbhog</i> etc.) • Risk of involvement of children in HVA, livestock, NTFP. Awareness on education for children. • Women learn new technologies, give more time to field-work, but land ownership is with men, and they may decide to sell it. Consider proprietorship for women in PGs.
<p>2. Promoting Market Access, Skill Development and Pro-Poor Finance</p>	<ul style="list-style-type: none"> • Inclusion of vulnerable households, and youth. Recruitment in custom hiring centres, processing centres, management of cooperatives and PGs. • Labour need for women headed households. Train youth for providing paid on-farm work • Capacity building: emphasis on marketing for women • Good production but risk of low market prices. Need for storage and processing centres (lac, tomato, etc.) at Panchayat level

	<ul style="list-style-type: none"> • Project may face backlash or price blocking from existing aggregators • Risk of LWE: extortion demands with increasing incomes of PGs/Cooperatives • Farmers may not understand the mobile and ICT based financial products. • Formation of many institutions at village level. Risk of conflict • Land for small infrastructure. Only land available with Panchayats should be used. In many villages these lands are heavily encroached. Grazing lands should not be used for infrastructure development.
3. Project Management Support	<ul style="list-style-type: none"> • Participation of vulnerable groups should be tracked • Assessment of impact of project interventions on women's workload • Assessment of impact on livelihoods of PVTGs • Exposure visits, convergence with ATMA for visits within district and outside district. • External Agencies should do ToT of local agencies for training of cadres, especially in LWE affected areas • Involve PRIs and traditional leaders – Munda, Manki in cluster level planning • Involvement of PRIs in project awareness activities – to build people's confidence in the project, help in accessing different programs, and capacity building of PRIs for their roles • Institutionalise community monitoring of project interventions • Support to Cadre: More emphasis on demonstration during trainings. Provide utensils/necessary articles to cadre for demonstration to be done by them. Provide flip charts, pico-projectors, field markers

6.3 Disclosure Workshop

Disclosure workshop was organized for sharing the Social and Environment Assessment Reports on the 15th of February, 2017 in Ranchi. The workshop was attended by the Principle Secretary, Rural Development Department, CEO and COO JSLPS, representatives of Departments of Horticulture, KVK ATMA, Agriculture, Cooperatives, Planning cum Finance, Women and Child Development, State Biodiversity Board, and NGOs including Landesa, Pradan, TRIF Syngenta, CARE-India, Vikas Bazar Network, Trickle Up, Lok Prerna, SUPPORT, and Tata Steel Rural Development Society, representatives of Block and Cluster Federations, and JSLPS staff. A total of 46 participants attended the workshop including 18 female participants.

Major comments on the social assessment included fixing targets for social inclusion, consultation of PRIs in land lease/transfer, inclusion of PWD as a vulnerable target group, avoidance of child labour, and measures for coverage of PVTGs. The suggestions and the action taken for incorporation of the suggestions into the social assessment/JOHAR PIP are tabulated below:

S.No.	Key Points	Project Response
1	For ensuring social inclusion project	<u>Women and vulnerable groups will be</u>

	should specify target percentages in line with proportion of vulnerable groups in the local population	<u>given preference</u> in leadership positions.
2	PRIs and traditional leaders have to be consulted during land lease/transfer process	PRIs and Traditional leaders Manaki/Munda will be consulted during screening of infrastructure related activities during land transfer from Panchayat
3	People with Disabilities (PWD) should also be targeted for social inclusion.	PWD will be included in skills and jobs
4	The project would involve intensification of production systems, there is risk of involvement of children in production processes.	<u>Sub-projects that are likely to involve child labour will not be taken up under JOHAR</u>
5	It is will be difficult to include tribals, particularly PVTGs and build their skills at par with other beneficiaries within the project period. While other vulnerable groups can be targeted in throughout the project sectors, additional pilots may be executed for PVTG specific livelihoods to bring them up to surplus production level	<ul style="list-style-type: none"> • PVTGs will be prioritized for NTFP • Special package will be developed for particularly vulnerable tribal groups <u>Partnerships under SME:</u> <ul style="list-style-type: none"> • PVTG focused Livelihoods Value Chains (in selected PVTG clusters), rope making, cow pea cultivation (traditionally cultivated with marketable surplus) • Kitchen/Nutrition Gardens for PVTGs and vulnerable households (World Vegetable Centre)

6.4 Disclosure

The Social Assessment report will be displayed on website of JSLPS, and an executive summary in Hindi will be disseminated.

Chapter 7 Key Social Issues, Impacts and Risks

7.1 Key Issues and Risks

Key Social Issues

The key social issue is how to balance out the economic objectives of the project with the social imperative of promoting the participation of marginalized groups in a state where a high proportion of the population belongs to Schedules Tribes or Schedules Castes and where the presence of Left Wing Extremist (LWE) groups creates some implementation challenges. The Assessment identifies the following key social issues:

- Ensuring the participation of scheduled tribes, including Particularly Vulnerable Tribal Groups, and women headed households in project activities
- Ensuring equal access to project benefits for women and men, particularly in light of women's relatively low levels of literacy and education
- Addressing any challenges arising out of the LWE context of the project, and
- Mitigating potential, small-scale impacts from community managed small-scale infrastructure.

Major Risks

- The project does not envisage acquisition of any private land for purposes of storage, processing or any other activity. There will therefore be no adverse impacts related to land acquisition. Screening process to be followed while taking land on lease/donation to screen for small-scale local impacts on land, labour and livelihoods
- Risk of exclusion of smallholder farmers/landless/women headed farming families from on-farm investments given the focus of the project on those who are market-ready or close.
- Risk of exclusion of smallholder farmers/landless/women from benefits of and/or training for technical interventions
- Small and marginal farmers, tribals having desire to scale up may not fully understand services offered and may stay away
- Availability of irrigation and intensification of agriculture will need higher labour inputs, with risk of added burden on women.
- Infrastructure establishment may involve some influx of contractual labour from outside the villages, with risk of social conflict with tribal communities
- The focus of the project on income growth attracts attention from LWE groups, raising potential implementation challenges.
- Risk of occupational diseases and health issues from pest control measures adopted in high value agriculture, poultry, lac production, etc.

7.2 Component-wise potential benefits and risks

7.2.1 Component 1: Diversified and Resilient Production

Potential benefits

- Increase in gross area under cultivation, with resultant rise in crop production, NTFP production, livestock productivity and farm incomes
- Availability of on-farm wage labour opportunities to women and men
- Decline in seasonal and daily migration rates in project areas
- Emergence of stronger collective community decision-making forums that could play a significant role in improved governance at the Gram Panchayat level

Potential Risks There is risk of elite capture in producer groups being formed in the project. Another risk is exclusion of smallholders, tribals, landless, women from institutions (membership and committees), from benefits of training, technical interventions and on-farm investments. Women headed families having land may be excluded from on-farm interventions. There is risk of increasing women's workload from increased labour needs on the one hand, and the risk of marginalizing women in traditional and peripheral roles on the other hand. Resource-poor smallholder farmers being further indebted to money-lenders due to increased capital need for adoption of new technologies. Development of irrigation systems face the risk of inequity in the use and distribution of water, and also risk of conflict due to competing needs for water that that could be exacerbated by the parallel development of fisheries. With increasing commercialization and intensification of livelihoods there are occupational health risks for farmers and farm workers especially with respect to use of pest control chemicals.

7.2.2 Component 2 Promoting Market Access, Skill Development and Pro-poor Finance

Potential Benefits:

- Higher income from market-oriented agriculture and market advisory service
- Farmers' knowledge of markets and capacities to negotiate in the market will be enhanced
- Local level grading and processing facilities will provide local level employment
- Formation of producer companies will lead to increase in farmers' bargaining capacity and help in collective procurement of quality inputs
- Farmers organizations/ producer companies involved in collective marketing will reduce farmer transaction costs in marketing of produce
 - Access to finance will lower costs of production and reliance on high-interest informal credit

Risks

With commercialization of farm and non-farm livelihoods there is risk of marginalizing women through increased workload in traditional and peripheral activities leading to their further disempowerment in the household economy. Other risk is exclusion of women from benefits of and/or training for technical interventions. Producer organizations face the risk of elite capture, as a result of which interests of women, tribals, smallholders may be subsumed/ignored and they may not be benefited from collective procurement of inputs and access to markets. Small and marginal farmers having desire to scale up may not fully understand services offered and may stay away. Farmers may not understand the mobile and ICT based financial products. Infrastructure construction may involve influx of contractual labour from outside the villages, with risk of social conflict with tribal communities.

7.2.3 Component 3: Project management support

Risks

The risks include lack of adequate awareness on social requirements of SMF, social inclusion strategies not followed leading to exclusion, and little or no involvement of communities and local institutions in project implementation and monitoring.

7.2.4 Component-wise Social Risks and Mitigation Measures

The social risks and their suggested mitigation measures are given in the following table

Table 10 Social Risks and Mitigation Measures

S.No.	Component	Potential Risks and Adverse Impacts	Sectors					Mitigation Measures
			HVA	Livestock	Fisheries	NTFP	Irrigation	
1.1	Diversified and Resilient Production	Risk of elite capture in producer groups	☐	☐	☐	☐	☐	<ul style="list-style-type: none"> • Develop norms for membership to include sufficient number of members of vulnerable groups/small producers are • Develop group norms, establish quorum for meetings so as to ensure every farmer's voice is heard • Ensure all farmers (including those needing special assistance - women, tribals with lower levels of exposure) are provided with adequate training, handholding support • Track membership in producer groups of marginalized sectors of society, including SCs, STs and women.
1.2		Risk of exclusion of smallholder farmers/SC/ST/women from benefits of and/or training for technical interventions	☐	☐	☐	☐	☐	<ul style="list-style-type: none"> • Develop a cadre of women CSPs for capacity building of women farmers • Equal participation of women in the JOHAR processes and institutions, and equitable distribution of project benefits between women and men • Target commodities that are produced by vulnerable groups, such as NTFP, which are the domain of tribal communities, including PVTGs

S.No.	Component	Potential Risks and Adverse Impacts	Sectors					Mitigation Measures
			HVA	Livestock	Fisheries	NTPP	Irrigation	
1.3		Risk of exclusion of smallholder farmers/landless/women headed/ SC/ST farming families from on-farm investments	☐					<ul style="list-style-type: none"> • Training a cadre of youth for on-farm paid work on lands of families with labour shortage, especially women headed households/old persons/single persons • Relaxation and flexibility in cost-sharing norms and/or repayment terms for vulnerable groups, to be decided by the local member institutions
1.4		Risk of exclusion of landless households	☐	☐	☐	☐		<ul style="list-style-type: none"> • Land leasing for farming/pastureland development, cultivation of trees/plants for NTFP collection, ponds for fishing
1.5		Risk of increasing women's workload	☐		☐	☐		<ul style="list-style-type: none"> • Access to women friendly tools e.g., lighter secateurs and scissors can help women to participate in lac harvesting, adopting shorter semialata host crop can enable women to undertake inoculation work • Customized training for women in the use of mechanized farm equipment • Include water source/storage in costing of poultry sheds to avoid drudgery of water collection
1.6		Availability of irrigation and intensification of agriculture will need higher labour inputs with disproportionate share falling on women farmers.	☐					<ul style="list-style-type: none"> • Undertake an accurate assessment of the availability of agriculture labour, and its implications on costs and benefits of any proposed shift in cropping and/or cultural practices

S.No.	Component	Potential Risks and Adverse Impacts	Sectors					Mitigation Measures
			HVA	Livestock	Fisheries	NTPP	Irrigation	
1.7		Infrastructure construction may involve influx of contractual labour from outside the villages, with risk of social conflict with tribal communities	☐			☐	☐	<ul style="list-style-type: none"> • Screen community subprojects for labour influx • Review and assess the labour situation for further action • Prioritize the use of local labour for community infrastructure where appropriate
1.8		Inequity in the use and distribution of water (status quo maintained); the risk of conflicts among water users resulting from collective efforts at establishing more efficient water usage norms, which may entail a change in well-entrenched norms and practices					☐	<ul style="list-style-type: none"> • Formation and strengthening of farmer organizations for the use and management of water to precede other interventions • Orientation and training of farmers for conceptualization of water as a “common resource”, and design of systems for the same • Close monitoring of water use and distribution arrangements by CBOs, traditional leaders, CSPs and F-NGO • Training of CSPs in water resource management and conflict management
1.9		Risk of conflict among different usages of water			☐		☐	<ul style="list-style-type: none"> • Develop norms for prioritizing/seasonal usage of available water among competing uses of irrigation/household or drinking/fishing • Ensure Grievance Redress/Community Feedback mechanism is in place to gather complaints • Bring VO on board

S.No.	Component	Potential Risks and Adverse Impacts	Sectors					Mitigation Measures
			HVA	Livestock	Fisheries	NTPP	Irrigation	
1.10		Risk of exclusion of small producers from public water body utilized by existing larger groups			☐			<ul style="list-style-type: none"> Leasing of private ponds/small ponds by SHGs/PGs New producers to take membership of existing registered fishing cooperatives
1.11		Land will be required for establishment of small facilities/water harvesting	☐			☐	☐	<ul style="list-style-type: none"> Land based interventions would be located only in those areas where such land is readily available and voluntarily offered by the Gram Panchayat A screening format for all land based interventions is also appended Grazing land or land on which vulnerable households are dependent will not be used for any project-related investment/support
1.12		Risk of occupational diseases and health issues	☐	☐		☐		<ul style="list-style-type: none"> Training on safe use of pesticides in agriculture/poultry/NTPP Collective procurement of personal protective equipment through PGs/Cooperatives
1.13		Risk of resource-poor smallholder farmers being further indebted to moneylenders	☐	☐	☐	☐	☐	<ul style="list-style-type: none"> Support linkage of smallholder farmers with SHGs and other GoJ/GoI schemes/ projects for subsidies to support procurement of capital intensive goods Relaxation of contribution/ repayment norms in the case of smallholder farmers (to be decided by the village institution on a case-by-case basis)
1.14		Risk of marginal and small farmers' increased food	☐					<ul style="list-style-type: none"> Promote nutritional security through a kitchen garden component

S.No.	Component	Potential Risks and Adverse Impacts	Sectors					Mitigation Measures
			HVA	Livestock	Fisheries	NTPP	Irrigation	
		insecurity as a result of shifting to non-food crops						<ul style="list-style-type: none"> Promote establishment of grain banks with exclusive membership of marginal and small farmers Food balance studies at the village level and cluster levels to inform communities of the pros and cons of undertaking and shift in crops and cropping patterns, including the risks from a complete market orientation of agriculture
2.1	Promoting Market Access, Skill Development and Pro-poor Finance	Elite capture, interests of women, tribals, smallholders may be subsumed/ignored and they may not be benefited from collective procurement of inputs and access to markets	☐	☐	☐	☐		<ul style="list-style-type: none"> Ensure all farmers (including those needing special assistance - women, tribals with lower levels of exposure) are provided with adequate training, handholding support Develop group norms, establish quorum for meetings so as to ensure every farmer's voice is heard Capture membership of marginalized sectors of society in the membership of producer groups in project monitoring.
2.2		Risk of exclusion of women from benefits of and/or training for technical interventions	☐	☐	☐	☐		<ul style="list-style-type: none"> Develop a cadre of women CSPs: cascade training approach for capacity building of women farmers Equal participation of women in the JOHAR processes and institutions, and equitable distribution of project benefits between women and men, as outlined in the gender and empowerment

S.No.	Component	Potential Risks and Adverse Impacts	Sectors					Mitigation Measures
			HVA	Livestock	Fisheries	NTPP	Irrigation	
								strategy of the SMF
2.3		Risk of marginalizing women through increased workload in traditional and peripheral activities	☐ ✓	☐	☐	☐		<ul style="list-style-type: none"> Strengthen women's role in aggregation, transportation and market linkages Training for women on negotiation, financial literacy, account management, marketing
2.4		Loss of control of women over farm production with commercialization and formalization of markets – further disempowerment of women in the household economy	☐ ✓	☐ ✓	☐ ✓	☐ ✓		<ul style="list-style-type: none"> Form and strengthen exclusive women farmers' groups for collective enterprise development Co-opt additional women farmers in producer companies if there are not enough women in the company
2.5		Small and marginal farmers having desire to scale up may not fully understand services offered and may stay away	☐ ✓	☐ ✓	☐ ✓	☐ ✓		<ul style="list-style-type: none"> Develop simple and easy to understand messages and information brochures for effective communication
2.6		Farmers may not understand the mobile and ICT based financial products	☐ ✓	☐ ✓	☐ ✓	☐ ✓		<ul style="list-style-type: none"> Ensure all farmers (including those needing special assistance - women, tribals with lower levels of exposure) are provided with adequate training, handholding support, guidance as necessary to understand and comprehend offered features and services to be provided through ICT strategy and

S.No.	Component	Potential Risks and Adverse Impacts	Sectors					Mitigation Measures
			HVA	Livestock	Fisheries	NTPP	Irrigation	
								Citizen engagement strategy
3.1	Project Management Support	Lack of adequate awareness on environment and social requirements of SMF	☐	☐	☐	☐	☐	<ul style="list-style-type: none"> • Commensurate periodic training on SMF and refresher trainings as necessary • Rigorous monitoring of SMF
3.2		Social measures not followed	☐	☐	☐	☐	☐	<ul style="list-style-type: none"> • Collect socially dis-aggregated data for membership and decision making bodies • Participation of vulnerable groups including landless, women headed households, PVTGs should be tracked in trainings, meetings
3.3		M&E is largely driven by State PMU through implementing partner with little or no involvement of communities and local institutions resulting in limitation of availability of real time data	☐	☐	☐	☐	☐	<ul style="list-style-type: none"> • Provide training at the cluster level in M&E for tracking SMF progress • SPMU needs to ensure streamlining SMF in the planning stage of various interventions • Provide training at the cluster level in M&E for tracking project progress • Institutionalise community monitoring of project interventions

Chapter 8 Other Social Issues

8.1 Left Wing Extremism

Left Wing Extremism (LWE) refers to the violent, armed campaign that is being waged by the ultra-left organizations such as Maoists, Naxals, Peoples War Group and other smaller splinter groups, against the Government of India and the State Governments. Those districts and blocks which are worst affected by the LWE violence and conflict have been designated as LWE areas by the Ministry of Home Affairs and the Niti Ayog. At present about 106 districts in 10 States have been identified as LWE affected. The States of Chhattisgarh, Jharkhand, Orissa and Bihar are considered most severely affected, while States of West Bengal, Maharashtra and Andhra Pradesh are considered partially affected, and UP and MP are considered slightly affected. Jharkhand is among the most LWE affected state. 21 out of 24 districts of Jharkhand are designated as LWE affected districts³, though originally the number of districts for integrated action plan were 17⁴.

Table 11 LWE Areas in Jharkhand

S. No.	Name of District	No. of Blocks	No. of Panchayats	No. of villages	No. of habitations
1	Khunti	6	86	743	2993
2	Ranchi (Rural)	14	301	1320	6559
3	Giridh	13	359	2546	4572
4	Bokaro	8	248	692	4077
5	Chatra	10	159	1315	7644
6	Garhwa	14	196	859	4371
7	Gumla	12	159	945	4531
8	Hazaribagh	11	257	1207	4931
9	Kodarma	6	109	581	1849
10	Latehar (N)	7	115	738	4309
11	Lohardaga	6	67	353	1645
12	Palamau	18	289	1700	6804
13	Pachim Singhbhum	16	214	1651	8803
14	Purbi Singhbhum	9	231	1670	6697
15	Ramgarh	4	143	358	4836
16	Saraikela (N)	9	135	1113	4836

The LWE phenomenon is marked by violence and killings and the poor and the marginalised sections like the tribals are the worst affected. Between 2011 and 2016, the Ministry of Home Affairs reports 2401 incidents of violence involving LWE groups, resulting in 741 deaths. The trend of LWE violence and fatalities is on a long-term decline⁵.

³<http://pib.nic.in/newsite/PrintRelease.aspx?relid=136706>

⁴http://iapmis.planningcommission.nic.in/state_district_list.aspx

⁵ http://mha.nic.in/sites/upload_files/mha/files/LWEJan_03022017.PDF

Drivers of LWE

A 2008 Government of India report identified that the causes of LWE violence and people's support for extremists "are...complex", covering a mix of social, economic and cultural issues; a history of failure to deal with structural problems and "ineffective application of ameliorative steps".⁶ The same report highlights dispossession of land and displacement, structural discrimination and prejudice against tribal groups and recruitment of disenfranchised youth – particularly men – as key drivers of the presence of LWE groups. A trust deficit between tribal communities and the government also underpins the LWE presence. The same report notes that policing can be problematic, sometimes exacerbating the situation. Finally, the Naxalite areas tend to be those that are in remote, mountainous areas with large tribal populations and, oftentimes, mining.

While economic issues are not the only driver of extremism, the report also highlights the correlation between poverty and the presence of LWE groups. LWE groups tend to be present in areas with a high concentration of Scheduled Castes and Scheduled Tribes. A study was undertaken on District-wide data displayed in Table 12 below relating to economic, social and human development demonstrates a broad correlation between indicators of backwardness and the spread of the Naxalite movement in Jharkhand.

Table 12 Identified factors distinguishing affected and forward districts

	Jharkhand	
	Affected Districts	Forward Districts
Share of SC/ST (%)*	45	30
Literacy rate (%)*	40	51
Urbanization (%)*	10	37
Forest Coverage (%)**	38	16
Agriculture Labourers (%)*	29	20
Rural HH with no Bank a/c (%)*	77	74
Rural HH without specified assets (%)*	46	36

Sources: *: Figure based on 2001 census, Registrar General of India, New Delhi. **: Figure based on Forest Survey of India 2003 from source document.

This indicates the circumstances underlying rural unrest and the emergence of Naxalism to a significant extent. These factors are: (1) high share of SC/ST population; (2) low levels of literacy; (3) low level of urbanization; (4) high share of forest cover.

Development interventions in LWE areas pose many challenges, firstly because of the already existing low human development indicators, and secondly because of the hurdles faced by outsiders in taking up improvement works due to lack of infrastructure and security problems.

Government's Approach

The Government of India, align with the state government, has been adopting an integrated, holistic approach that combines security measures with infrastructure development at regional and community levels, ensuring rights and entitlements of local communities, intensive implementation and monitoring of flagship programmes, improvement in governance and administration. Some of the key measures in this regard are:

i) Additional Central Assistance. The Additional Central Assistance for LWE affected districts, focuses on creation of public infrastructure and services. The scheme now covers 88 districts including 76 LWE affected districts in the 10 LWE affected States (Jharkhand-17).

⁶ Government of India (2008) *Development Challenges in Extremist Affected Areas. Report of an Expert Group to Planning Commission*. 2008. See Chapter 3 on drivers of LWE violence.

ii) Road Requirement Plan (RRP-I), being implemented by the Ministry of Road Transport & Highways since 2009-10 in 34 LWE affected districts of 08 States (Jharkhand-11) envisages development of 5,477 km. of roads at an estimated cost of Rs.7,300 crores.

iii) Panchayats (Extension to the Scheduled Areas) Act, 1996 The Left Wing Extremism affected States have been asked to effectively implement the provisions of the Panchayats (Extension to the Scheduled Areas) Act, 1996 (PESA) on priority, which categorically assigns rights over minor forest produce to the Gram Sabha.

iv) Skill Development. Two Skill Development related Schemes, of the Ministry of Rural Development, and Ministry of Labour and Employment are being implemented in LWE areas. **ROSHNI** is a special initiative under, Pandit Deen Dayal Upadhyaya Grameen Kaushalya Yojana (Formerly Ajeevika Skills), launched in June 2013 for training and placement of rural poor youth from 27 LWE affected districts in 9 States (Jharkhand-6 districts). Main objectives of the Scheme are to establish industrial training institutes and Skill Development Centres in the LWE affected districts of 9 States (Jharkhand-10 districts), and to run demand driven vocational training courses.

v) Mobile Services in LWE areas. In addition, the Ministry of Communication & IT is implementing the Universal Service Obligation Fund (USOF) supported Scheme of Mobile Services in LWE affected areas in the 10 LWE affected States. The Government on 20.08.2014 approved the project to provide Mobile Services in 782 locations in Jharkhand.

vi) Focused implementation and monitoring of Flagship Programme such as National Rural Health Mission, Rural Road Connectivity, Universal Education, Rural Electrification, and MGNREGA.

Service Delivery Challenges in LWE areas. Interviews with government service providers⁷ show that the environment of unrest and insecurity does affect the delivery of services of health and education to some extent. While government officials stress the need for doctors and support staff to be able to visit interior villages in the LWE areas, the hilly terrain and remote areas with LWE presence creates a deterrent for the health staff. Despite the recognition that health and education services seem to be unaffected by Naxal interference, the environment of unrest, fear and insecurity does act as a deterrent for village level service providers like ANMs and teachers from taking up residence within the village. It also impacts the availability and mobility of nurses and doctors after dark, especially in disturbed areas. Health officials also adopt a generally cautious behavior with the patients. Interactions with tribal women show that their mobility and access to most important services like ration, health and education remains unaffected.

JSLPS experience in LWE Areas

JSLPS has been implementing the NRLP in many LWE affected areas and have been facing a range of range of issues due to poor infrastructure and connectivity, prevalence of unsafe areas and watchful scrutiny of all external facilitators in a generally uncertain and volatile atmosphere. Poor road connectivity and non-existent public transport has affected the mobility of the JSLPS teams. While most NRLP villages in LWE areas are difficult to access, those villages that lie in the interiors, away from the road are nearly inaccessible. Continued infrastructure deficit and the security context of the LWE areas mutually reinforce each other and affect rural accessibility for JSLPS field teams.

⁷Women and Multiple Vulnerabilities in an area of Unrest: Key Issues and Challenges of tribal women in Dumka and Jamtara Districts of Jharkhand. 2013. PRIA Society for Participatory Research in Asia

JSLPS teams in LWE areas of Jharkhand work with restricted physical access and mobility caused by poor roads and transport connectivity, dispersed remote habitations, reduced working hours, and prevalence of many 'No-Go' and unsafe areas. JSLPS teams deal with higher levels of mistrust, apathy and scepticism for government agencies and programs among the rural communities. Overwhelming presence of security forces, low participation of communities in planning and budgeting of development programs and weak government monitoring and administrative presence have further accentuated this trust and governance deficit. The prevailing law and order situation prevents rapid improvements in services and infrastructure, and such areas continue to remain deficient in administration, local self-governance and service delivery.

The field teams perceive a higher sense of vulnerability and insecurity due to the prevailing law and order scenario, where stakeholder identities and interests are often not adequately clear. Lower presence of government officials and higher presence of security forces add to an overall prevailing climate of insecurity and uncertainty. Inadequate social protection and social security measures and absence of risk-sensitive HR incentives also affect the morale and motivation of the field teams. Such areas tend to have weaker staff and community capacity, and finding field teams and as well as community resource persons becomes a challenge.

The field teams have adopted a range of coping mechanisms and strategies in response to the unique socio-political and security context of LWE areas. These approaches are: following the LWE-area 'norms' on accessible areas, timings and routes; greater self-identification with "community" and the 'rural poor' than 'government'; disseminating NRLP as an inclusive, women-led, rural poverty reduction program and differentiating it from the dubious legacy of past programs; placing additional emphasis on social and financial transparency; outreach and rapport building with local formal/informal community leaders, and showing behavioural sensitivity and commitment to the rural poor. The teams maintain their focus on financial inclusion and livelihoods improvement issues, and consciously avoid any discussion on the LWE context. The trust and credibility that NRLP teams have developed with the rural Communities, is seen as the most significant coping strategy in the LWE areas.

On the whole, NRLP is yet to meet any significant and sustained opposition and impediment in the LWE areas. The NRLP approach of social, financial and economic empowerment of the rural poor women seems to align with the widely perceived LWE agenda of access to land and forest rights, community-driven development and livelihoods improvement. The project is seen as responding to the 'discontentment' that is assumed to drive the growth and expansion of the LWE phenomenon. The large-scale mobilization, institution building and socioeconomic empowerment of the rural poor, especially Tribal and Dalits, has the potential to contribute towards mitigation of the on-going conflict.

Key Issues for JOHAR

JOHAR project area includes many LWE affected habitations. For example, In West Singhbhum the Baranga cluster has 56 villages that are LWE affected. These villages are inhabited by Chidiya, Gangda, Chota Nagra tribes. According to the JSLPS staff, working in LWE affected areas does pose some challenges to project implementation but strategies followed by them have allowed them to continue their work effectively. JSLPS staff and field functionaries enjoy strong credibility, goodwill and clean image will among the beneficiary groups which would be a strong point for JOHAR rollout.

The project would need to reach out to the local youth, Mukhiya and Munda and engage community resource persons from the village itself by asking the villagers to identify suitable people.

It would be important for JOHAR to develop communication material that summarises the project design features related to women, social inclusion, farmer organisation, community planning and management of resources, and transparency and accountability. A frequently asked question (FAQ) would also be useful. This will promote clarity about project interventions and processes so that there is no doubt in their minds about what this project is doing in their village.

JOHAR would need to coordinate with the UNDP supported GOAL project which is being implemented in 4 LWE affected districts viz., West Singhbhum, Latehar, Palamau and Gumla. The project is undertaking validation of SECC data, entitlements survey and is training people to engage with the Forest Department on community Forest Rights. The project will also undertake capacity building of Gram Sabha and Standing Committees on their roles and responsibilities. According to the staff members met, while implementing projects in LWE affected villages, it is important to first take enough time to clarify the role of project and its staff, and to explain the processes in detail. It should be explained that there is a process to be followed for accessing project benefits and how much time will it take for the benefits to be realised. Being transparent helps in avoiding misunderstandings and in building confidence. It was suggested that JOHAR should produce short films explain the project and these can be used extensively to raise awareness about the project before actually beginning the project activities.

JSLPS staff would need to continue to implement the practices of i) notifying any LWE threat; ii) avoiding risky areas; ii) avoiding late meetings and work in project villages.

Additional resources for travel, logistics and trainings would be needed for LWE areas in order to ensure safety of staff, CSPs and community members especially when travelling for trainings/meetings.

There is a risk that when productive activities are intensified on a commercial scale, levy could be demanded by LWE and other local actors. During data collection for the Social Assessment, some organizations noted that communities wanted wholesalers to come directly into the village for consolidating and trading, but some businesses were reluctant to do so for fear or extortion or violence. Villages also conveyed that trucks entering LWE-affected villages might be stopped and questioned. This risk could be mitigated by consistently leveraging and highlighting the ownership of these enterprises by women and local communities, without any external commercial interests. Another strategy could be to involve traditional leaders in governing boards of producer groups to discourage extortion.

As a final point, one of the main reported causes of the LWE groups is access to land and forest rights for tribal communities. JOHAR is planning to pilot activities to help tribal groups secure these rights. This pilot should both help to address a driver of law and order issues and underpin broad support for the project at the community level.

Traditional leaders (Munda/ Manki) already have control over community decision making and can be important allies in conflict resolution and working in LWE affected areas

8.2 Land and Forest Rights

In India, nearly 275 million poor people depend on Non-Timber Forest Products (NTFPs) for subsistence and livelihoods⁸. This segment of population is among the most vulnerable: forest

⁸Planning Commission of India (2011). Report of Sub-Group I on Forestry. In Forests and Sustainable Management of Natural Resources, report of the Working Group for the Twelfth Five-Year Plan (2012- 17). New Delhi. ^[1]_{SEP}

dependents form two-thirds of the extremely poor, and half of them belong to marginalized *Adivasi* (tribals) communities that constitute 8.6 per cent of the total population⁹. Tribals share their common resources for their survival and for their livelihoods. However, their traditional rights have never been adequately recognized or recorded and they have been forced to live as “encroachers” on their own lands and have criminalized their forest related livelihood activities¹⁰. This happened because of a series of Indian Forest Acts that were passed from 1876 through 1927 by the British with the intention of making it easier for them to access the country's timber resources for their use.

The Scheduled Tribes (Recognition of Forest Rights) Bill, which was placed before the Parliament in 2005. The passage of the Bill in 2006 marked an historic occasion, because for the first time the rights of forest dwelling people got recognized in the independent India. The Act gives tribals the right to Ownership to land that is being farmed by tribals or forest dwellers as on December 13, 2005, subject to a maximum of 4 hectares. Ownership is only for land that is actually being cultivated by the concerned family as on that date, meaning that no new lands are granted.

Claims filed under FRA have seen slow implementation with a majority of claims being rejected due to various reasons. According to the Ministry of Tribal Affairs since the Scheduled Tribes and Other Traditional Forest Dwellers (Recognition of Forest Rights) Act, 2006, came into being, Jharkhand has distributed only 25,000 individual titles and 474 community titles, far less than other states like, say, Odisha, which has till date issued over 6 lakh titles under the Act also called Forest Rights Act, 2006.

In spite of the FRA and other protective land laws, the CSPRs in tribal areas are being continually diverted to other uses. According to The Forest (Conservation) Act 1980 the MoEFCC has final say over the use of forest lands, and large areas of forest lands have been diverted to various projects. In addition, common forest lands are identified, notified and transferred for compensatory afforestation without considering the use rights of the tribals.

Relevance for JOHAR: livelihood interventions under JOHAR will not result in any land acquisition or land alienation.

JOHAR will be supporting the land access and forest rights as part of its Tribal Development Strategy. Partnerships may be explored with agencies that are have already initiated work on land rights in the proposed JOHAR project area such as UNDP Goal Project (focussing on entitlements and land rights in LWE affected areas) and Landesa (focussing on claiming land rights for landless and single women).

8.3 Labour Influx, Occupational Health, and Safety

Most of the community level infrastructure under JOHAR is likely to involve paid or voluntary labour from within the village of Gram Panchayat. The incidence of engaging external contractors involving large number of labour influx from outside the villages are low. All community projects would be screened for any potential adverse impacts related to land, livelihoods as well as labour influx. Priority would be given to use of local labour for community

⁹National Advisory Council (2011), op. cit. [L]
[SEP]

¹⁰National Advisory Council (2011), NAC Recommendations finalized in its meeting held on 26 February 2011 on The Scheduled Tribes and Other Traditional Forest Dwellers (Recognition of Forest Rights) Act, 2006, New Delhi, Accessed at nac.nic.in/pdf/fra_recommendations.pdf. [L]
[SEP]

infrastructure where appropriate. Safeguard screening for larger projects would also cover the possibility of adverse impacts from labour influx.

Health and safety of producers (most of which are women) would be ensured through spreading awareness on use of personal protective equipment, and training for safe use of fungicides/pesticides in poultry, agriculture and lac cultivation.

Chapter 9 Tribal Development Framework

9.1 Objectives of the TDF

As JOHAR would be implemented across 19 districts and 76 blocks having varied proportion of tribal population, World Bank's Operational Policy (OP) 4.10 on Indigenous Peoples has been triggered. The Tribal Development Framework has been prepared in line with national, state and World Bank's safeguard policies. The principle objectives of the TDF are to:

- (i) Ensure that project activities and interventions uphold the social and cultural norms and practices of the tribal communities'
- (ii) Ensure that the project engages with the communities in a free, prior and informed consultation through processes that are appropriate to the local institutional context, and that their participation is ensured in the entire process of preparation, implementation and monitoring of the activities
- (iii) Ascertain that the project does not inadvertently lead to or induce disempowerment, or increase disparities between the tribal and other communities
- (iv) Avoid, minimize and/or mitigate any kind of adverse impacts on tribal households
- (v) Establish appropriate strategies for information sharing, communication, training and decision-making with the different tribal communities in all stages of the project
- (vi) Ensure that the project benefits and investments are equally accessible to the tribal communities living in the project area
- (vii) Develop appropriate training and/or development interventions in accordance with their articulated needs and concerns

9.2 JOHAR

Project development objective: The PDO is to Enhance and diversify household income in select farm and non-farm sectors for targeted beneficiaries in project area.

Geographic coverage: The Project is planned for implementation in 65 blocks of 17 districts.

Beneficiary coverage: The project is expected to benefit 200,000 households, and significant share of which will be women and tribal households.

Project Components: The objective of *Component 1 - Diversified and Resilient Production* is to promote sustainable production through productivity enhancement, diversification, building resilience into production systems (including crop, horticulture, small livestock including fisheries, and NTFP) and creating improved skills and capacities across all the sub-sectors. The second component *Promoting Market Access, Skill Development and Pro-poor Finance* includes interventions to strengthen forward and backward market linkages for rural producers in the HVA, small livestock, fisheries and NTFP sectors, to upgrade skills of Community services professional and Service Providers in agriculture and allied sectors in order to build their capacity to provide training and technical services to producers, to develop financial systems which enable PGs and POs to access financial services, including credit, from formal financial institutions. Objective of third component *Project Management Support* is to establish effective project management and facilitate strong knowledge management. This sub-component will support project coordination, implementation, financial management, environmental and social safeguards management, and monitoring at the state and district levels. The sub-component will also invest in MIS, GIS, project evaluation, ICT-mediated citizen engagement systems and

capacity building of human resources in the JSLPS.

Project Stakeholders and Benefits.The primary project beneficiaries are going to be rural households in NRLP districts, especially those with existing and potential marketable surplus in high value agriculture, livestock, fishery and non-timber forest producer, including women and men producers from scheduled caste and scheduled tribes, small holder and landless households. The overall outcome of project interventions is likely to be an increase in farm and non-farm production, productivity and income as a result of improved management techniques, market oriented production, access to skills, market information, and collective marketing. Farmers' knowledge of markets and capacities to negotiate in the market will be enhanced. Local level grading and processing facilities will provide local level employment. Formation of producer companies will lead to increase in farmers' bargaining capacity and help in collective procurement of quality inputs. Farmers' organizations/ producer companies involved in collective marketing will reduce farmer transaction costs in marketing of produce.

9.3 Legal, Policy and Institutional Framework on Schedules Tribes

The Policy Framework is based on national and state policies and World Bank's Safeguard Policies. The existing legislations and policies applicable to the IPD/IPF include:

9.3.1 Article 366 (25) of the Constitution of India Article 244(1) of Constitution

This section of the Constitution guarantees autonomy to the ST communities to make laws for governance, manage forests (except reserved forests), regulate trade by persons not being local schedule tribes, appoint traditional chiefs and headmen, autonomy in case of inheritance of property, marriage, divorce, social customs, markets, taxation, issue of lease for extraction of minerals etc. Applicable, as some of the project interventions are proposed in tribal dominated areas, besides in other areas where tribal population is dispersed.

9.3.2 World Bank OP 4.10 on Indigenous People

The Bank recognizes that because of their distinct socio-cultural identity, and their intimate relationship with the natural resources, tribal populations are exposed to different types of risks and levels of impact from development projects. Further, the gender and inter-generational issues among the tribals are also different and often more complex.

JOHAR triggers World Bank's Operational Policy (OP) 4.10 on Indigenous People as some of the clusters, and targeted beneficiaries, will be in tribal dominated areas; the tribal population will be in minority in other JOHAR clusters. Tribal Development Framework is prepared.

9.3.3 National Policy on Tribal Development, 1999

It seeks to bring scheduled tribes into the mainstream of society through a multi- pronged approach for their all- round development without disturbing their distinct culture Development. It lists out measures to be taken in respect of formal education, traditional wisdom, displacement and resettlement, forest villages, shifting cultivation, land alienation, intellectual property rights, particularly vulnerable tribal groups, scheduled tribes and schedule areas, administration, research, participatory approach and assimilation. The Tribal Development Framework is aligned with the policy objectives of promoting socially and culturally compatible development programs with participation of the tribal communities.

9.3.4 Panchayat Extension to the Scheduled Areas Act (PESA), 1996

The Parliament of India passed the Provisions of the PESA, to extend the provisions of the 73rd Constitutional Amendment to the Schedule V Areas of the country. This Act accords statutory status to the Gram Sabha in Schedule V areas with wide-ranging powers and authority. This aspect was missing from the provisions of the 73rd Constitutional Amendment. The Act has recognized the prevailing traditional practices and customary laws besides providing the management and control of all the natural resources—land, water and forest in the hands of

people living in the Schedule Areas. The Act empowers people in the tribal areas through self-governance. One of the important provisions of this act states “the Gram Sabha or the Panchayats at the appropriate level shall be consulted before making the acquisition of land in the Scheduled Areas for development projects and before re-settling or rehabilitating persons affected by such projects in the Scheduled Areas.

The project needs to ensure that tribal communities participate in project activities and there will be no adverse impacts on local tribal groups. Any project intervention should honour and maintain the autonomy of the tribals. Applicable as project needs to take prior informed consent for project interventions, to ensure that livelihood enhancement interventions are socially acceptable. Introduction of new crops/ technologies /food crops should take into consideration their cultural preferences.

9.3.5. The Scheduled tribes and Other Traditional Forest Dwellers (Recognition of Forest Rights) Act 2006

The Scheduled Tribes and Other Traditional Forest Dwellers (Recognition of Forest Rights) Act 2006, recognizes and vests the forest rights and occupation in forest land to Scheduled Tribes and other traditional forest dwellers who have been residing in such forests for generations but whose rights are not recorded. This law provides for recognition of forest rights to Scheduled Tribes in occupation of the forest land prior to 13 December 2005 and to other traditional forest dwellers who are in occupation of the forest land for at least 3 generations i.e. 75 years, up to maximum of 4 hectares. The Act provides three kinds of rights to Scheduled Tribes and Other Traditional Forest Dwellers: Land Rights: Right to continue cultivating land (less than or equal to four hectares) where they have been cultivating prior to 13 December 2005; Use Rights: Provides for rights to use and/or collect a) minor forest produce (tendu patta, herbs, medicinal plants) that has been traditionally collected, b) Grazing grounds and water bodies, c) Traditional areas of use by nomadic or pastoralist Communities Right to protect and conserve.

This Act is particularly relevant, and will be applicable to the districts with large proportion of tribal population. Where agricultural improvement investments are made on lands inhabited by tribals the project will not question the ownership of their lands. The provisions of the Act can be used to support tribal households to claim their individual and community rights in project areas.

9.3.6 Chhota-Nagpur Tenancy (CNT) Act, 1908, and Amendments

Section 46 of the CNT Act restricts transfer of land belonging to Scheduled Tribes / Scheduled Castes and Backward Classes. However, a tribal may transfer his land through sale, exchange, gift or will to a fellow Scheduled Tribe member and residents of his own police station area. Similarly, SCs and BCs can transfer land to members of their own community within the limits of the district in which the land is located with prior permission of the Deputy Commissioner.

No private land acquisition will be undertaken in the project. The project involves construction of small-scale infrastructure for water harvesting, food processing, etc. Such construction will be done on government land accessed through department transfer, or land taken on lease under relevant legal provisions, or through voluntary land donation by beneficiaries or taken through lease deed, private market purchase agreement or MOU with Panchayats and by taking other necessary permissions.

9.4. Socio-Economic Profile of Scheduled Tribes in project blocks

Approximately 26% of the state population belongs to the Scheduled Tribe (ST) category. The districts with the highest proportions of tribals are Khunti (73.3%), Simdega (70.8%), Gumla (68.9%), Paschim Singhbhum (67.3%), Lohardagga (56.9%). Among the districts, Gumla, Lohardaga and West Singhbhum account for more than 50% tribal population. District-wise

percentage of ST population is tabulated below. The districts shaded in grey below are those covered by JOHAR, demonstrating strong geographic targeting of the scheduled tribes.

Table 13 District-wise distribution of Tribal Population of Jharkhand

Name of District	% ST population
Khunti	73.3
Simdega	70.2
Gumla	67.2
Pashim Singhbhum	65.4
Lohardaga	55.7
Latehar	45.2
Dumka	44.8
Pakur	44.6
Ranchi	41.9
Saraikela Kharsawan	35.9
Jamtara	31.6
Sahibganj	29.1
Purbi Singhbhum	27.8
Godda	23.6
Garhwa	15.4
Bokaro	12.3
Deogarh	12.2
Hazaribagh	11.8
Giridih	9.7
Palamau	9.0
Dhanbad	8.5
Chatra	3.8
Koderma	0.8

There are 32 tribes (2011) in Jharkhand of which Santhals are most numerous accounting for one third of the total tribal population followed by Oraon, Munda and Ho contributing more than 10% to the total tribal population. Other tribes such as Kharwar, Lohra, Bhumij and Kharia have a share of less than 3% each while Mahli, Mal Pahariya, Bedia and Chero have share of 1-2% each. The tribes with less than 1% contribution to the state's tribal population include Karmali, Gond, Chick Baraik, Kisan, Sauria Paharia, Korwa, Kora, Paharia, Binjhia, Asur and Birhor. The most marginalized tribes with less than 0.01% are Savar, Birjia, Gorait, Baiga, Bathudi, Banjara and Khond. The tribes of Jharkhand are listed in Annex. 2.

Nine out of the thirty two tribes of Jharkhand fall under the PVTG category. According to the reports by the health department the populations of Birhor, Birajia, Baiga and Souriya Pahariya are declining. PVTGs remain the most isolated and disadvantaged indigenous tribal groups with noticeable reduction in their population. Malnutrition, Malaria and dysentery are common among PVTGs villages and the access of these communities to the social welfare programs remains limited. The PVTGs of Jharkhand are listed in Annexure3.

Figure 9 Particularly Vulnerable Groups and their Population in Jharkhand

S.No	Tribe	Population 2001	2011
1	Asur	10347	22459
2	Birhor	7514	10726
3	Birjia	5365	6276
4	Hill Kharia	164022	196135

5	Korwa	27177	35606
6	Mal Pahariya	115093	135797
7	Phariya	20786	25585
8	Savar	6004	9688
	Total	387358	488494

Source: Census 2011

The tribals normally live in contiguous areas unlike other communities. Their lives are closely associated with the nature as they eke out their livelihoods from the natural environ – streams, trees, plants, animals etc. It is, therefore, recognized that maintaining their identities would invariably mean keeping their environment intact with them. Given the contiguous inhabitations, it also becomes simpler to have an area approach for development activities and also regulatory provisions to protect their interests. In order to protect the interests of the Scheduled tribes, the provision of “Fifth Schedule” is enshrined in the Constitution under article 244 (2). The Fifth Schedule under article 244 (2) of the Constitution defines "Scheduled Areas" as such areas as the President may by Order declare to be Scheduled Areas after consultation with the governor of that State. The criteria for declaring any area as a "Scheduled Area "under the Fifth Schedule are:

- Preponderance of tribal population,
- Compactness and reasonable size of the area,
- Available administrative entity such as district, block or taluk, and
- Economic backwardness of the area as compared to neighbouring areas

Out of 259 blocks in the state of Jharkhand, 111 fall under the Fifth Schedule Areas (spread across 15 districts)

Table 14 Scheduled Areas in Jharkhand

Name of District	% ST population	Fifth Schedule Blocks
Khunti	73.3	Arki, Khunti, Murhu, Karra, Torpa, Rania
Simdega	70.2	Simdega, Kolebira, Bano, Jaldega, Thethaitangar, Kurdeg and Bolba
Gumla	67.2	Bishunpur, Ghagra, Chainpur, Dumri, Raidih, Gumla, Sisai, Bharno, Kamdara, Basia and Palkot
Paschim Singhbhum	65.4	Bandgaon, Chakradharpur, Sonua, Goelkera, Manoharpur, Noamundi, Jagannathpur, Manghgaon, Kumardungi, Manjhari, Tantnagar, Jhickpani, Tonto, Khutpani and Chaibasa
Lohardaga	55.7	Kisko, Kuru, Lohardaga, Bhandra and Senha
Latehar	45.2	Barwadiah, Manika, Balumath, Chandwa, Latehar, Garu and Mahuadarn
Dumka	44.8	Sarayahat, Jarmundi, Jama, Ramgarh, Gopikandar, Kathikund, Dumka, Sikaripara, Raneswar and Masalia
Pakur	44.6	Littipara, Amrapara, Hiranpur, Pakur, Maheshpur, and Pakuria
Ranchi	41.9	Burmu, Mandar, Chanho, Bero, Lapung, Ratu, Namkum, Kanke, Ormanjhi, Angara, Silli, Sonahatu, Tamar, Bundu

Saraikela Kharsawan	35.9	Govindpur (Rajnagar), Adityapur (Gamhariya), Saraikela, Kharsawan, Kuchai Chandil, Ichagarh and Nimdih
Jamtara	31.6	Kundhit, Nala, Jamtara and Narainpur
Sahibganj	29.1	Sahebganj, Borio, Taljhari, Rajmahal, Barharwa, Pathna and Barhet
Purbi Singhbhum	27.8	Golmuri, Jugsalai, Patamda, Potka, Dumaria, Musabani, Ghatsila, Dhalbhumgarh, Chakulia and Bahragora
Godda	23.6	Boarijore and Sunderpahari
Garhwa	15.4	Bhandaria

Source: The scheduled areas of Jharkhand have been specified by the Scheduled areas (States of Chhattisgarh, Jharkhand and Madhya Pradesh) Order, 2003 (Constitution Order, 192) dated 20.2.2003

Modified Area Development Approach (MADA) Pockets and clusters: Since the 8th Five Year Plan (1992-97), the concept of Tribal Sub Plan (TSP) has been modified by extending the coverage to the entire ST population outside the scheduled areas but including those who live in contiguous areas. Three criteria are laid down for identification of tribal pockets under MADA (Modified Area Development Approach) approach. These include (i) a minimum population of 10,000 (ii) 50% of ST population in the pockets (iii) contiguity of villages in the pockets. At present 34 MADA pockets exist in Jharkhand.

The Working Group on development of STs during Seventh Five Year Plan (1985-90), suggested relaxation of present norm of population of 10000 to 5000 with 50% ST population - these areas are called MADA Clusters. Jharkhand has 7 MADA clusters.

There are thirty-two STs in Jharkhand, with a total population of 8.6 million; 91% of them reside in rural areas. Santhals, Oraon, Munda and Ho are the most populous tribes, and make up about 43% of the state's tribal population. Compared to a sex ratio of 943 for the state, the figure among the STs stands more respectably at 976. Literacy rates among tribals have historically been low, in 2011, the literacy rate among STs in Jharkhand was 57.1%, far below the state average of 66.4%; it was lower still among ST women (46.2%).

Percentage of households having latrine facility within premises is 8.3% in ST households (against 22% for all social categories in state). Percentage of households using non-smoking fuel for cooking (kerosene, LPG/PNG/electricity/biogas) is 4.18% among ST households as compared to 12.98% for all categories. Percentage of households having banking facility is 41.91% among ST households (against 53.9% for all social categories in state). Percentage of households having television is 11.3% (against 26.8% for all social categories in state). Among ST households only 29.3% use electricity as main source of lighting as against 45.8% among all sections in the state. 68.9% of ST households use kerosene as source of lighting as compared to 53.1% among all groups in the state.

In urban areas, 49.5% of ST households are below poverty line (2009-10, Tendulkar Methodology) as compared to 31.1% among all social groups. In rural areas, 51.5% of ST households are below poverty line as compared to 41.6% among all social groups.

The work participation rate of all STs in the state is 46.9, Kisan and Nagesia have highest WPR among tribals (53.8) and Karmali show lowest WPR (37.1). 46.2% are classified as main workers, whereas 53.8% are marginal workers. In the main workers category, Banjara tribe shows highest WPR of 58.1. The Baiga and Korwa have highest WPR of 74.4 among marginal workers. Among marginal workers 29% of total workers within STs are classified as 'Cultivators', whereas 'agricultural labourers' constitute 17%.

The livelihoods of the tribal people depend on forest resources, agriculture, livestock, petty trading and casual labour. Degradation of forests and increasing state control over the use of forest resources are severely limiting access of many communities to traditional resources while agricultural and livestock productivity are low as a result of undulating topography, limited irrigation, lack of access to extension services, farm inputs and poor market access. Weak institutional capacity, poor infrastructure development and lack of rural opportunities are binding constraints to growth and development in Jharkhand (World Bank 2007). These factors are resulting in increased indebtedness, poverty traps, poor family planning, poor literacy, increased migration from Jharkhand and the degradation of the state's natural resources. 10 out of 24 districts are extremists affected. State incurs heavy expenditure on law and order maintenance. Weak infrastructure base prevents capital flow. Difficult terrain leads to high infrastructure development cost. Mining results in problem of large-scale displacement of people. Poor employment opportunities lead to labour migration.

The number of landholdings for tribals (2011 census) is 967,000 with area of 1,30,000 ha. Within these landholdings, over 78% of the ST land ownership falls in the marginal and smallholder categories. Despite the regulatory provisions and legal safeguards, land alienation among tribals is not uncommon. As of Jan 2012, a total of 34,936 claims were filed under FRA 2006, of which 28,500 (81.57%) were disposed. Of these only 13,357 titles were distributed while 53.13% of the claims were rejected (Ministry of Tribal Affairs).

9.5. Social Assessment and Consultations

As part of project preparation, the GOJ has undertaken social assessment (SA) of the proposed JOHAR project with the help of individual consultants and JSLPS state and district teams. The SA has been undertaken with the objective of identifying and assessing the key social issues related to JOHAR interventions, and mainstreaming the social strategies in project planning, detailed design and implementation. The Social Assessment also assessed the applicability of the World Bank's operational policies (OP) on Indigenous People (OP 4.10) and involuntary resettlement (OP 4.12). The SA included consultations with a range of primary and secondary stakeholders at different locations; primary stakeholders included farmers from the small, marginal, semi-medium and medium categories, women farmers, agriculture labourers (women and men), share-croppers, fisher-folk, Gram Panchayats, WUGs, SHGs, and other CBOs/village-level institutions. Among the secondary stakeholders were NGOs, relevant government departments, agriculture inputs suppliers, traders, cooperatives etc. Based on the secondary literature available and discussions with stakeholders, a social assessment report and social management framework for the JOHAR was prepared.

Multi-stakeholder consultations were organized in six districts. In each selected district first visits were made to model project sites of JSLPS or other institutions (of NGOs, Private sector). The purpose was to understand and document the good practices of social inclusion, communication and capacity building strategy, as well as constraints. Then the proposed JOHAR sites were visited and meetings were held with community-based organizations of the NRLP, and with PRIs, to solicit their feedback on the JOHAR. After this District Level Stakeholder Consultations were organized in which District Administration including representatives from JOHAR relevant Line Departments, civil society organizations, Banks, PRIs and representatives of community based organizations including Cooperatives, and farmers participated. A total of 6 district level stakeholder consultations were held.

Overall, the response to the project components and activities has been positive and was welcomed by the primary stakeholders. The Consultations have highlighted need for adapting the project interventions and strategies for the benefit and inclusion of small and marginal farmers, mainstreaming women's participation and community based approaches, and adopting

socially inclusive beneficiary targeting of SC, ST, and other vulnerable groups, benefit sharing (for community assets) and farmer contribution strategies. Consultations with the tribal and non-tribal stakeholders would be the focus of the implementation planning in the JOHAR clusters, and this has been included as a key strategy of the TDF.

9.6. Summary of Impacts and Specific Issues of Tribals related to JOHAR components

JOHAR aims to sustainably increase the productivity of natural resources and farmer income through efficient management of agriculture. JOHAR clusters will directly benefit about 200,000 households. These will predominantly be rural households with an actual or potential commercial outlook, brought together through collective action towards achieving economies of scale, e.g., farmer producer organizations, fisher-folk, as well as water user groups. In addition, secondary beneficiaries will comprise other farmers obtaining better access to water through improved groundwater recharge or better water distribution at the tail-end of command areas, as well as agricultural labourers through increases wages. Other stakeholders consist of private sector partners (i.e. agro processors and agro industries, wholesalers, traders participating through value chains); public institutions (i.e. the GoJ line departments); and project implementation and capacity building partners (including universities and a range of NGOs). The economic and financial analysis of JOHAR also estimates that the more competitive agriculture will generate incremental wage income for agriculture labour HHs in the project area of including landless SC and ST households.

Significant proportion of the direct project beneficiaries are expected to be tribals in the JOHAR clusters. The positive impacts of JOHAR on tribals are likely to be much the same as for the other stakeholders, such as:

- Enhanced productivity of crops, livestock, fisheries, NTFP
- Improved access to agriculture inputs, including irrigation, and services
- Use of improved technology and techniques in agriculture
- Enhanced capacities to access agriculture extension series and inputs
- Reduced transaction costs resulting from collective marketing and procurement Reduced disparity between tribal and non-tribal groups as far as knowledge and access to services is concerned
- Tribal groups will specifically benefit from the project interventions on agriculture, horticulture, irrigation, livestock and specially NTFP.

No adverse impacts on tribals are envisaged as a result of JOHAR. As part of the Social Management Framework, a Tribal (Indigenous People) Development Framework is provided, which aims to effectively promote participation of tribal families and communities in every stage of the project cycle, from planning through implementation and institution-building to monitoring, and impact evaluation.

There are some sub-projects that are located in areas predominantly inhabited by indigenous peoples (referred locally as tribal). Visit to some of these areas and discussions with tribal communities revealed that they have limited access to market facilities. Further, participation of tribals in most of the development projects is reported to be minimal. This is partly due to cultural differences and more significantly due inadequate efforts to include them in the development process. The key issues and concerns related to tribal vis-à-vis the project are summarized below:

- Tribal communities continue to practice traditional agricultural practices and have little exposure to improve agricultural practices and use of farm inputs
- Limited exposure to emerging markets
- Limited access to institutional credit, farm inputs and agricultural extension services
- Poor leadership quality and inadequate representation/participation in the decision-

making process

However, a number of rural livelihood projects observed during the Social assessment demonstrated that tribal community members were both willing and able to adopt new farming techniques and approaches, including embracing high value crops.

9.7. Tribal Development Framework

9.7.1 Screening for presence of Tribal communities:

The project will undertake a screening for tribal populations with the help of tribal community leaders and local leaders. The screening will check for the following:

- (i) Names of tribal groups in the project area of influence
- (ii) Total number of tribal groups in the project area of influence
- (iii) Percentage of tribal population to that of area population; and
- (iv) Number and percentage of tribal households to be affected/benefitted
- (v) Vulnerability of the tribal groups, especially PVTG and their existing socioeconomic conditions that may further deteriorate due to project impact. If such especially vulnerable groups among the TP community are identified within the project area, they may need special measures for protecting their socio-cultural identity and livelihoods.

9.7.2 Free, Prior and Informed Consultations with tribal communities

Free, prior and informed consultations will be held with tribal communities, CBOs, NGOs, tribal department (all cluster with tribal population) during the planning stage and their broad community support will be documented. In clusters with tribal population in minority, separate consultations with tribal households (women and men) and groups will be organized in every tribal hamlet/ village leaders, and tribal-focused NGOs to identify the priorities and strategies for ensuring tribal inclusion in project institutions, interventions and project benefits.

Involvement of indigenous people groups in problem identification and design of solutions has to be ensured through the entire cycle of project interventions. Weekly/ fortnightly meetings will be organized in tribal hamlets/ villages for information sharing and consultation during the planning stages. Monthly meetings will take place in tribal hamlets/ villages for information sharing and review during the implementation stages minutes of which will be recorded in the CBO records, and reproduced when required (e.g., for monitoring and review purposes). Focused consultations will be organized with tribal famers on interventions on common lands, rural infrastructure and markets.

Given the over-whelming majority of tribals in the small and marginal farmer category, agriculture and technological interventions introduced by JOHAR will be customized for greater applicability and relevance for smallholders, including tribal farmers. Any selection of technology, inputs, seed variety, crops will be done on the basis of consultations with tribal and non-tribal groups.

9.7.3 Preparing Tribal Development Plans (TDP)

A short TDP will be prepared in areas with scattered tribal population that face unique constraints that need to be addressed through additional interventions. When feasible, TDPs would be combined at the block or even district levels. The procedure, principles and contents of the plan are outlined below. The TDP will be translated into local language and made available to the communities.

Procedure

In order to prepare a Tribal Development Plan, the following steps will be taken:

1. Social screening to establish the presence of tribes in the project area, or have collective attachment to, and/or dependence on the project (or sub-project) area
2. Based on a social assessment, establish baseline data on the tribal communities and households in the project area, including but not limited to:
 - a. Socio-economic profile – land-holding, source/s of income, migration status, indebtedness, and so on
 - b. Livelihood strategies
 - c. Dependence on common lands, for grazing, housing, etc.
 - d. Existing participation in resource management and local governance institutions, as well as the role of tribal institutions, if any
3. Identify the specific project impacts (both positive and negative) on the tribal groups and households
4. Prepare and validate a list of affected/benefitting households
5. Discuss mitigation and/or benefit enhancement measures and prepare a plan of activities, with clear time-lines, responsibilities and a budget. Convergence with other on-going programs and schemes of the GoJ/ GoI will be an important element of the Plan.
6. Discuss the final plan with producer collective/VO
7. Submit the TDP to the DPMU and leave copies with the community members/ leaders, and share copies with relevant line agencies

Principles

The major project principles will also be applicable in the TDP preparation and implementation, which includes:

- Focus on the marginalized and disadvantaged tribal poor households
- Specific interventions to target the most vulnerable and poorest tribal and other social groups, such as NTFP, food security, kitchen garden
- Women will be the priority of project interventions
- Project implementation and activities will adhere and perpetuate principles of transparency and accountability
- Planning and implementation of project activities will be participatory, and ensure appropriate inclusion of the members of the tribal households guided by the principles of the Community Driven Development (CDD)
- Emphasis on convergence with other on-going schemes of GoJ/GoI for overall area development

Contents

The short TDP will contain a brief description of the baseline tribal situation, the specific adverse impacts of JOHAR on tribal households, options for avoidance and/or mitigation, and an implementation framework. The contents of a typical short Tribal Development Plan are placed at Annexure 4.

9.7.4 Citizens engagement

JOHAR project includes many demand driven community based interventions and beneficiaries across different social groups, therefore, the citizen engagement strategy needs to engage with them to ensure intended outcomes are achieved. The project will ensure outreach on relevant programs and scientific practices (related to high value agriculture, livestock rearing, fisheries and NTFP) to tribals. Some of the project interventions such as Custom Hiring Centres and their design, and planning and implementation of community water schemes would involve multiple stakeholders including small and marginal farmers, women, tribal, etc. In such exercises, inclusion and involvement of tribal farmers at all stages of planning, implementation and monitoring would be made mandatory. For this purpose, meetings organized and conducted

would ensure representation of tribals. Feedback from beneficiaries (through user satisfaction surveys), complaints or grievances would be recorded through innovative use of ICT systems. Such information would be collated at the District level for usage in planning and implementing and course and further reporting to SPMU.

9.7.5 Grievance Redress Mechanism (GRM)

Grievance Redressal in a development programme is a management- and governance-related process which primarily covers the receipt and processing of complaints from the community and members includes actions taken on any issue raised by them to avail services more effectively. JSLPS will leverage the existing grievance Redress mechanism of the on-going National Rural Livelihood Project (NRLP) to receive community feedback, either positive or in the form of grievances or complaints. To address the grievances related to the delivery of project benefits, JOHAR will have the following grievance redress mechanism (GRM).

The Grievance Redressal system has to be institutionalized in every layer of institutions. As the first tier of GRM, the concerned CSP at the village level will be the first level contact for the aggrieved person. Individuals/ community would be able to approach the CSP or Senior CSP to register their grievance/s in a **Grievance Register** that will be maintained with the PG. At the first level the CSPs will try to resolve the grievance and maintain the record of grievance resolution. The grievances will be periodically reviewed by the Cluster Coordinator (CC) and. Monthly reviews will be taken by the JOHAR Block Coordinator and the Block Project Manager.

Each project village and PG/WUG would have the contact information of the CSP, the Senior CSP, and the Cluster Coordinator. They would also have detailed of the JSLPS numbers for Grievance registration.

The project MIS will capture the registration and resolution of the grievance on a regular basis based on inputs of the CSP. The District JOHAR staff will review the reports and issue directives/ guidelines to concerned parties for necessary action, seeking an action taken and compliance report within a month of the directive. Matters which cannot be resolved at the DPMU level will be referred upwards to the SPMU by way of monthly reports.

As the third tier of GRM, an Integrated Grievance Redress Mechanism (IGRM) will be established at the state level, which will register user complaints using various mediums (e.g., a dedicated toll free phone line, mobile or web-based complaints, written complaints in feedback register and open public days) and address them in a time-bound system.

JOHAR will commit itself for proactive disclosure and sharing of information with the key stakeholders, including the beneficiaries/ communities. The project will have a communication strategy focusing on information sharing, citizen feedback and grievance redress.

9.7.6 Capacity building

Capacity building of JOHAR teams at State, District and Block levels, and for CSPs, Local Tribal Youth, PGs and POs will be undertaken on the following themes:

- Training Program on Tribal Development Framework and mainstreaming tribal development strategies, good practices, innovations
- Capacity building programs on working with tribal communities, on implementing citizens engagement and tribal development strategies

9.7.7 Summary of key actions in project cycle for inclusion of tribals

The key actions and features of the TDF are summarized below

Table 15 Key Actions under TDF

Phasing	Specific Measures
Village Entry	i) Screening and identification of tribal communities in JOHAR project clusters
	ii) Holding free prior and informed consultations with formal and informal leaders, community organisations, CSPs, VOs and PRI;
	iii) Documentation of broad community support and consent through documenting of meetings, resolutions, MOUs, attendance, especially with the VO/CLF
Social Mobilisation	i) Inclusion of tribal men and women in Farmer Groups, Producer Groups, Water User Groups, especially in scattered habitations where tribal households are in minority.
	i) Engagement of local tribal women and men as CSPs, Entrepreneurs, and Cluster Coordinators for facilitating consultations, data collection, and farmer mobilization, including those who are conversant with local tribal dialect.
Institution and Capacity building	i) Participation of tribal households in training, institution and capacity building measures
Area Specific Planning	i) Preparation of area specific Tribal Development Plans (TDPs) specially in those clusters where specific constraints to access project benefits have been identified
	ii) Promoting specific interventions for PVTGs through partnerships with local NGOs and government agencies;

In so far as participatory planning and community decision-making is concerned, tribal representatives will be engaged in project-supported and promoted institutions. These representatives will be responsible for ensuring that the needs and concerns of the groups that they represent are appropriately presented and addressed.

9.7.8 Implementation arrangements and key responsibilities

Implementation of the TDF in tribal-dominated areas will require incorporation of the TDF in the main project design. However, given the need for adaptation of project cycle, methods and activities in these areas, and to effectively reach out to the tribal communities in remote geographical locations, additional personnel will be hired. The responsibilities of these officials are outlined in the following paragraphs.

State level: The overall responsibility for implementation of JOHAR SMF/TDF will rest with the SPMU, and more specifically the Project Coordinator (Social Development) within the SPMU. At the cluster level, operational responsibility for facilitating and overseeing

District level: The Institution Building Staff at the DPMU will be responsible for SMF during cluster planning, and preparation of social management plans, tribal plans, etc. S/he will be the nodal point for ensuring incorporation and implementation of social management plan, TDF, TDP in the JOHAR clusters.

Block Level: One of the Cluster Coordinator will be specifically responsible for roll out of TDF/TDP interventions in tribal clusters. They will be responsible for identifying, mobilizing and training local tribal youth for facilitating consultations, data collection, and farmer mobilization. Community Resource Persons (CSPs) will be developed on the themes of nutrient and pest management, animal husbandry, fisheries, livestock, NTFP, water resource management, conflict resolution and so forth; these youth will provide hand-holding support to the beneficiary households, and facilitate local level knowledge-sharing among the members of PGs.

JOHAR will enter into special partnerships for tribal areas with external resource agencies for capacity building and implementation support. PVTG focused Livelihoods Value Chains will be taken up (in selected PVTG clusters), rope making, cow pea cultivation (traditionally cultivated with marketable surplus).

9.7.9 Monitoring and reporting arrangements

The Baseline Survey for the project would include socially and gender disaggregated data of tribal and non-tribal beneficiaries. Baselines and Tribal Situation Assessment will be done in tribal clusters.

The M and E framework involves monitoring performance of relevant activities such as the activities of the producer groups and CHC. The project shall identify suitable participatory M&E mechanisms and tools such as the use of community score-cards, focus groups, and participatory social auditing. The process monitoring reports will cover project implementation in tribal areas and tribal groups and beneficiaries. Indicators will be developed for social inclusion and integrated into the project MIS. Social inclusion will be monitored across JOHAR interventions including membership of PGs and their executive committees, trainings, on-farm demos, exposure tours, skills and jobs, and percentage of ST and women among CSPs.

Process Monitoring will be undertaken to assess the participatory processes (expected to result in empowerment of tribals). It will be done by an external agency.

In addition to the regular six monthly monitoring reports, impact assessment studies will be undertaken by the M&E agency. These studies will evaluate JOHAR's performance and progress towards achieving the project's development objectives, especially the TDF. The first impact evaluation would be at the time of the second mid-term review (II MTR) of the Project, and, the second impact evaluation around the time of the Project completion. The impact evaluations will cover project implementation in tribal areas.

The SPMU will also commission studies for documentation of good practices on specific themes of JOHAR implementation in tribal areas. These studies will cover beneficiary and group and project implementation performance related to scheduled tribes. There will be a special review of JOHAR implementation/impact in tribal areas before midterm through an external consultant

The six-monthly reports would include, inter alia: (a) up-to-date physical and financial expenditure data compared to annual and end-project targets; (b) updated indicators of project performance compared to annual and end-project targets; (c) successes and problems encountered during the reporting period with suggested remedial actions; and (d) socioeconomic and environmental impacts of the project. The report would include project implementation performance, processes and outputs in tribal areas, along with reporting on implementation of specific strategies mentioned in TDF.

9.7.10 Budget and financing

The project will ensure that sufficient resources are allocated to formulate TDPs in any clusters which will have impacts on tribals. A detailed budget will be prepared by the taking into account all activities associated with the formulation and implementation of TDPs. Each TDP will have its own budget. Such budgets will be an integral part of the project cost, and will be made available during project implementation. The Tentative Budget for the SMF/TDF is Rs 2.14 Crores.

9.7.11 Public disclosure

The TDF and TDPs will be disclosed on the project web site, and copies in local language will be

made available at the district and block offices. The information will be provided to all tribal communities in project locations on indigenous people's principles and will be distributed during consultations such as those undertaken during screening. Basic information in the TDPs will be shared with the PGs and the VOs.

Chapter 10 Social Management Framework (Recommendations for Project Design)

10.1 Rationale and Objectives

Based on the assessment of social impacts and risks, field visits and stakeholder consultations, a social management framework (SMF) has been prepared to guide the detailed social assessment, screening and preparation of plans and strategies as appropriate for the project interventions to be taken up under the project. The purpose, approach to preparation of the draft SMF and the entitlement framework containing the provisions for different project activities are presented in ensuing sections.

The SMF would apply to all project interventions under JOHAR at locations identified at this stage and at locations identified during project implementation.

10.2 Purpose

The specific purpose of the SMF is to:

- a) Develop a framework in line with provisions of relevant national and state Acts and Rules, operational policies of the World Bank
- b) Bring together and build upon the previous experiences, stakeholder interactions and good project implementation practices
- c) Enhance institutional capacity at the State, District and Block levels for implementation of social management plans, and
- d) Establish mechanism and processes for grievances redress and monitoring and evaluation, etc.

The Framework comprises the following:

1. Screening for social impacts of infrastructure for selection of sites - already identified (at this stage) and to be selected in the future
2. Beneficiary Targeting and Social Inclusion Strategy
3. Consultation and Participation Strategy
4. Gender and Women's Empowerment Strategy
5. Strategies for working in LWE areas
6. Citizen Engagement
7. Grievance Redress Mechanism
8. Monitoring, Evaluation and Reporting
9. Capacity building
10. Budget

10.3 Principles of the SMF

The broad principles of the Social Management Framework to be followed are described below:

- Share information, consult and involve project beneficiaries in identifying social issues likely to arise during project implementation;
- Ascertain broad community support based on free, prior and informed consultation with all communities and in particular while preparing Tribal development plans.
- Pay special attention to small and marginal farmers, women and tribals and the landless and secure their participation in all project planning, implementation and institutional processes, as well as project benefits;
- Establishment of Transparency and accountability mechanisms in community institutions
- Adoption of socially and culturally compatible approaches in tribal areas
- No compulsory acquisition of private lands;

- Take all required for land for the project activities or interventions on a voluntary basis i.e. either through: i) lease, ii) voluntary donation stated in agreements (WUG/POs), and iii) gift deed;
- Take due precautions to minimize disturbance to sensitive locations or location having cultural significance;
- Ensure that project does not involve any kind of activities involving child labour; and
- Ensure equal opportunities and wage to women/female workers as applicable acts

10.4 Social Impact screening for potential adverse impacts (land, labour, livelihoods)

No compulsory private land acquisition will be undertaken under any project component. Such subprojects have been included in the negative list.

Negative List: The following types of projects are not allowed under JOHAR.

- Subprojects requiring compulsory acquisition of land
- Subprojects causing land alienation
- Subprojects causing labour influx that could lead to conflict in project areas
- Subprojects causing adverse impacts that exacerbate the local situation especially from LWE perspective
- Subprojects involving child or forced labour
- Subprojects that are not supported by the POs and the VOs.

JOHAR involves a range of community infrastructure such as community irrigation schemes, village resource centres, cluster service centres, feed mills, rural business hubs (RBH), NTFP processing units etc. The RBH will be constructed from pre-fabricated components, with a built-up area of about 350 sq. ft. Village resource centres will essentially be temporary structures comprising of tarpaulins etc. Structures housing the pumping systems under irrigation component will be about 85 sq. ft. in area. These small-scale subprojects would be subject to the following provisions. This could lead to small-scale localized impacts on land, labour and livelihoods.

Labour: The use of contractors and external labour is not a significant issue. Preference will be given to local labour (paid or voluntary) and the screening checklist will be used to identify impacts, if any.

Screening:

For community infrastructure investments and the business plans of the POs, a social impact screening will be undertaken, along with the environment screening, for identifying, and mitigating any minor, local level adverse impacts. The screening exercise would cover impacts on land, structures, crops, trees, livelihood and access to natural resources, common facilities and access routes. In case of any identified adverse impacts, suitable community actions would be initiated and monitored.

The Senior CSP will facilitate the screening process and will ensure that suitable mitigation plans are prepared in consultation with the PO/affected households.

Community mechanism for land:

All land for community level infrastructure will be accessed through one of the following methods: voluntary land donation, MOU, leasing, private purchase and/or official transfer. Priority would be given to land without any encumbrances. The process for accessing such land would be documented through suitable lease deeds, private purchase agreement, MOU, panchayat resolution or official notification, and will be subject to periodic inspection by the

project.

Sites without any encumbrances i.e. without encroachments or occupation would be prioritised to undertake project infrastructure/interventions. If for any project intervention, there is no existing land, then land would be either taken on lease, or as a gift or on voluntary donation basis from Farmer Producer Organizations (POs) or Water User groups (WUGs). Lease of land by WUG/PO/CSC from individual(s) or of common/Panchayat land would be undertaken as per model lease documentation formats available with the Department of Revenue.

Voluntary donation of land would be undertaken as per the following principles:

That all donors would compulsorily become beneficiaries i.e. no individual or individuals would end up landless and therefore unable to benefit from the demand driven scheme. The process of taking such land would involve:

- Identification of demand from the community (source of water in case of irrigation infrastructure) followed by assessment of suitability of land as per design
- Drawing up of a MOU or agreement with the WUG/PO/PG
- Such land taken on voluntary donation basis would be formally donated in the name of WUG, PO or PG to avoid future complications

10.5 Beneficiary Targeting and Social Inclusion

- i) Geographic targeting will focus on districts with a high proportion of ST populations and high poverty incidence and density.
- ii) The project will compile basic socio-economic data of beneficiary farmers including landholdings, social group, production and marketable surplus to assist in beneficiary identification and targeting.
- iii) All financial support to PG/PO will have a social inclusion criteria to ensure socially equitable benefit sharing;
- iv) It is recommended to ensure inclusion of small and marginal landholding households, landless households, SC, ST households in membership and leadership of Farmer Groups, Water User Groups and Producer Groups, in private goods including demonstrations, livestock housing, fish ponds, etc. And pilots on improved technologies, and in trainings.
- v) Ensure selection, training and engagement of women, youth from landless, small and marginal, SC, ST households and hamlets in project villages as community resource persons, and in interventions on small livestock, skills and enterprise training.
- vi) Targeting and inclusion of non-HVA and non-PG households under the irrigation subcomponent (when the water distribution system is passing through lands of such households)
- vii) Working capital to PGs will have inclusion criteria with respect to vulnerable groups.
- viii) Market assessment and value chain studies will also identify specific opportunities such as construction and operation of irrigation schemes and RBH, in transportation of farm produce, etc., and options to strengthen the participation of small rural producers, SC and ST, rural youth and women headed households.

10.6 Consultation and Participation

The Consultation and participation strategy comprises the following key interventions:

- i) As part of the producer mobilization strategy, separate and multiple meetings at the habitation level will be convened with tribals, women, SC households, sharecroppers and agriculture labourers, and common land users. While sharing the project objectives and information with them, their needs and concerns will also be elicited, and adequately incorporated in the JOHAR interventions and strategies.

- ii) Consultations will be held on community water management systems, identification of members for various commodity based producer groups, siting of infrastructure, and value chain plans.
- iii) IEC interventions would be undertaken to educate and mobilize primary stakeholders on project objectives and interventions.
- iv) JOHAR implementation and farmer mobilization process will be based on consultations and focus group discussions with primary beneficiaries of the project, including vulnerable groups such as small and marginal farmers, women farmers, tribal farmers, and local NGOs, PRI representatives, and any other vulnerable groups.
- v) Farmers groups would be involved in monitoring and record feedback of project interventions.

10.7 Gender and Women's Economic Empowerment Strategy

The gender strategy promotes women's participation in PGs/POs, participatory micro-planning, agriculture/ agribusiness trainings/skills program and community services professional, and special studies/pilots. More specifically, the gender strategy includes:

- i) The project would include gender disaggregated information on women farmers and labour as part of the baseline data collection for subsequent usage as part of M&E activities planned including mid-term and end-term evaluation and achievement of KPI.
- ii) In order to ensure their needs are well articulated, expressed, articulated and recorded, FGDs would be conducted with women community members to maximize their participation across all stages of every project intervention.
- iii) JOHAR will adopt explicit and inclusive criteria for facilitating women's membership, participation and inclusion in the PGs, WUGs and PGs. Apart from being member of these farmers' institutions, women would also be represented in executive committees and office bearing positions. Women will be given priority in training programs on vegetable production, agriculture, horticulture, fisheries and livestock development and markets and value chains.
- iv) JOHAR would support a cadre of women resource persons in each cluster, who will be provided support for conducting training with larger groups of women at the village level. The exposure and learning visits, and horticulture demonstration plots and on-farm trials will specifically include women farmers. Female Community mobilizers - new and existing would be encouraged with commensurate incentives, provided with additional trainings as necessary with a view to facilitate outreach of project information to women farmers/groups.
- v) Financial literacy and accounting to enable access to financial services and exposure to market transactions would be encouraged. In case of women in tribal areas, such trainings would be conducted using culturally appropriate IEC materials and in culturally appropriate manner.
- vi) JOHAR will undertake dovetailing of project interventions with existing schemes for drudgery reduction e.g. provision of farm implements would be promoted by provision of such implements on a group basis.
- vii) External resource persons/consultants will be hired to support detailed design and implementation of gender program and conduct special women focused thematic studies.
- viii) Gender dis-aggregated monitoring indicators would be developed to monitor and evaluate the project and would be used in (i) process monitoring and (ii) impact evaluation studies and thematic studies.

10.8 Special Partnerships and Pilots (focusing on selected clusters) JOHAR would explore special partnerships and pilot interventions with support of external/other government agencies in select clusters. This may include:

- Agribusiness and Entrepreneurship Program for Women, Tribal and Landless (Syngenta)
- PVTG focused Livelihoods Value Chains (in selected PVTG clusters), rope making, cow pea cultivation (traditionally cultivated with marketable surplus)
- Tribal Art and Craft based cluster
- Promotion of organic farming in tribal clusters
- Land Access (Landesa)
- Technical Support to Tribal Households for Forest Rights (PACS partner)
- VO and PO led Custom Hiring Centres (promoting women friendly implements)
- Kitchen/Nutrition Gardens for PVTGs and vulnerable households (World Vegetable Centre)
- Community fund support for SC, ST farmers to access wells, ponds, tanks, land development, micro irrigation and other schemes through convergence

10.9 Strategies for working in LWE affected areas

19 of the 24 districts in the state are designated as affected by left wing extremism. JSPLPS has developed institutional experience and insights on working with communities in remote, excluded LWE affected areas. They have considerable implementation experience of several community-based development interventions in Jharkhand including the National Rural Livelihood Project, Mahila Kisan Sashaktikaran Pariyojana (MKSP), and Sanjivani. This experience has emphasized the need to ensuring implementation is strongly community-based and supports poor and tribal communities. The project design also connects with and responds to some of the underlying causes of LWE phenomenon by expanding state support into remote communities, piloting activities to promote access to land and forestry rights and prioritizing tribal youth for the job, skills and enterprise interventions. IN addition,JSPLS will undertake specific measures to mitigate the social and implementation risks from the LWE context.

- i) Orientation and Sensitization of Project Staff, partners and CSPs on LWE context
- ii) Launch JOHAR interventions in project villages through formal meetings of the Gram Sabha and VO/CLF with the participation of BDO, PRI leaders and officials, village level officials of line agencies, community cadre, local NGOs; Special outreach to Mukhiya and Munda
- iii) Engaging local youth as CSPs and under the job, skills and microenterprise sub-component; Promoting them as local agri-entrepreneurs, especially in aggregation and transportation (as outside traders often face problems)
- iv) Supporting interventions that promote Land Access and Forest Rights in selected JOHAR clusters
- v) Screening of selected projects for their impact on and risk from the LWE context
- vi) Allow additional time in the work plan for completion of activities in LWE-affected areas
- vii) Exert additional efforts to ensure the highest levels of transparency and effective communication on the project goals, approaches and socially inclusive principles in LWE-affected communities.

10.10 Capacity Building

SPM SMIB will develop a training calendar and specific training modules for the following themes:

1. Social Management Framework including strategies for social inclusion, consultation and participation, gender and women's economic empowerment, Citizens' Engagement, Grievance redress mechanism
2. Tribal Development Framework

3. Sensitization on LWE context

Capacity building of JOHAR teams at State, District and Block levels, and for CSPs, PGs and POs will be undertaken on these topics. External Resource Persons and agencies would be hired for design, development and delivery of the training modules.

10.11 Citizens Engagement Strategy

Social Assessment indicated that many programs and schemes exist for the benefit of the farmers however communication on and community awareness of these schemes is rather limited, besides engagement thus far had been more focused on individual rather on a cluster as would be required in some of interventions under this project involving public/clubbed goods. Therefore, in a project of this nature involving many demand driven community based interventions and beneficiaries across different social groups, the citizen engagement strategy needs to engage with them to ensure intended outcomes are achieved.

Key elements of the strategy are:

- i) Participatory planning, implementation and monitoring: Some of the project interventions such as Custom Hiring Centres and their design, and planning and implementation of community water schemes would involve multiple stakeholders including small and marginal farmers, women, tribal, etc. In such exercises, inclusion and involvement of farmers across all social groups at all stages of planning, implementation and monitoring would be made mandatory. For this purpose, meetings organized and conducted would ensure representation of all such groups besides recording their attendance by category/group. Periodic user satisfaction surveys, continual process monitoring would lay emphasis on quality of interactions during such meetings.
- ii) Use of ICT in beneficiary feedback, grievance redress: Feedback from beneficiaries (through user satisfaction surveys), complaints or grievances would be recorded through innovative use of ICT systems. Such information would be collated at the District level for usage in planning and implementing and course and further reporting to SPMU.
- iii) Information dissemination: Enhancing outreach on relevant horticulture programs and scientific practices related to management of planting material, orchards, soil, nutrients, mitigation of pests and disease; besides capacity building of POs and WUGs with respect to institutional functioning, record keeping, benefit sharing, and operation and management of water schemes and custom hiring centres would be ensured. Other aspects include: development and dissemination of training calendar, information on convergence of schemes; facilitate sharing of experiences amongst farmers through undertaking of exposure tours, besides provision of technical advice, demand estimation for project interventions.
- iv) Support to grievance redress mechanisms: By information dissemination and technical advice and feedback the strategy would also support the grievance redress system.
- v) Monitoring beneficiary satisfaction: User satisfaction surveys would be a critical part of the strategy as it would help gauge the satisfaction levels and elicit the need for any additional or corrective actions.
- vi) Social impact screening for post-harvest infrastructure, CHCs and minor irrigation schemes: Participatory screening for adverse impacts on land - existing government or newly identified land for planned infrastructure interventions such as market yards, CHCs, Irrigation schemes, would be key areas of engagement.

10.12 Grievance Redress / Community Feedback Mechanism

Grievance Redressal in a development programme is a management- and governance-related process which primarily covers the receipt and processing of complaints from the community and members includes actions taken on any issue raised by them to avail services more effectively.

JSLPS will leverage the existing grievance Redress mechanism of the on-going National Rural Livelihood Project (NRLP) to receive community feedback, either positive or in the form of grievances or complaints. To address the grievances related to the delivery of project benefits, JOHAR will have the following grievance redress mechanism (GRM).

In case of the JOHAR, the Grievance Redressal system has to be institutionalized in every layer of institutions. The following would be the task matrix for dealing the grievances in the community institutions under the JOHAR:

Institution/level	Nodal Person to receive grievance	Nodal committee for Grievance Redressal	Nominated Members
Producer Group	Secretary – PG	Planning & Monitoring Committee – PG	Secretary – VO, 1 CSP (AKM/AVM/APS/AMM)
RBH/ ILSC	RBH Manager	Steering Committee – RBH/ILSC	Secretary – CLF, FTC
Producer Organization	Secretary – PO	Planning & Monitoring Committee – PO	Secretary – Block Level Federation, DPC

The nodal person for the grievance would be responsible for receiving the grievance, reporting it in a separate register with proper date, receipt number and hence taking lead in putting up the issue before the Nodal committee for Grievance Redressal. The Nodal Committee resolves the issue and the decision is well communicated to the concerned member by a memo through the Nodal Person.

All kind of grievance can be put up as an application in plain paper; the redressals should be attempted to done within 15 days of application receipt or subsequent meeting of the executive/steering committee whichever is earlier.

At each level a **Grievance Register** that will be maintained, and the grievances will be periodically reviewed by appropriate JOHAR staff and reported through the monthly progress report.

Each project village and PG/WUG would have the contact information of the CSP, the Senior CSP, and the Cluster Coordinator. They would also have details of the JSLPS numbers for grievance registration.

The project MIS will capture the registration and resolution of the grievance on a regular basis based on inputs of the CSP. The District JOHAR staff will review the reports and issue directives/ guidelines to concerned parties for necessary action, seeking an action taken and compliance report within a month of the directive. Matters which cannot be resolved at the DPMU level will be referred upwards to the SPMU by way of monthly reports.

The GRMat the state level, will register user complaints using various mediums (e.g., a dedicated toll free phone line, mobile or web-based complaints, written complaints in feedback register and open public days) and address them in a time-bound system.

JOHAR will commit itself for proactive disclosure and sharing of information with the key stakeholders, including the beneficiaries/ communities. The project will have a communication strategy focusing on information sharing, citizen feedback and grievance redress.

World Bank Grievance Redress system: Communities and individuals who believe that they are adversely affected by a World Bank (WB) supported project may submit complaints to existing project-level grievance redress mechanisms or the WB's Grievance Redress Service (GRS). The GRS ensures that complaints received are promptly reviewed in order to address project-related concerns. Project affected communities and individuals may submit their complaint to the WB's independent Inspection Panel that determines whether harm occurred, or could occur, as a result of WB non-compliance with its policies and procedures. Complaints may be submitted at any time after concerns have been brought directly to the World Bank's attention, and Bank Management has been given an opportunity to respond. For information on how to submit complaints to the World Bank's corporate Grievance Redress Service (GRS), please visit <http://www.worldbank.org/GRS>

For information on how to submit complaints to the World Bank Inspection Panel, please visit www.inspectionpanel.org

10.13 Citizens' Engagement Strategy

The JOHAR includes many demand driven community based interventions and beneficiaries across different social groups. The citizen engagement strategy includes promotion of community-based ecosystem of producer organizations, extension services, micro-planning, infrastructure management, as well as innovative communication methods for transparency and a Grievance Redress System for accountability.

- v) Participatory Planning. Farmer engagement in community level planning for procurement, production, community irrigation and business operations. The PGs and POs that would be supported under the project would be actively engaged and facilitated to undertake participatory community based planning for undertaking procurement of production inputs, crop and production planning, as well as business and market operations. Farmers groups will be leading the design and planning exercise for the community based irrigation schemes.
- vi) Community Owned and Managed infrastructure. The POs and WUGs would own, plan and manage the pre- and post-harvest infrastructure that would come up with the support of JOHAR. Communities will be involved in design, planning, implementation and management of community water schemes, village resource centres, cluster service centres, and processing centres.
- vii) Community Based Monitoring System. Community participation is an essential prerequisite for strengthening and proper functioning of all community level institutions. Under JOHAR, Community Based Monitoring System (CBMS) will be used to seed the concept of progress and performance monitoring by dovetailing with the existing community architect.
- viii) Integrated Financial Services Call Centre (IFSC) to be established under the Agricultural finance subcomponent will lead to improved understanding of targeted beneficiaries about financial, insurance as well as social security schemes. The IFSC shall contribute to shorter turnaround in resolving the queries, service requests and grievances of the targeted beneficiaries thus resulting in higher satisfaction of customers.

10.14 Implementation arrangements and key responsibilities

SPMU: The State Program Manager – SMIB will provide leadership, guidance, support and oversight to the SMF implementation under JOHAR.

Project Coordinator (Social Development/Safeguards Specialist). The overall responsibility for implementation of JOHAR SMF/TDF will rest with the SPMU.

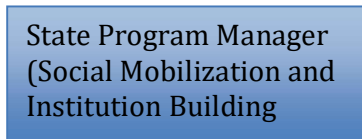
At the District level, the District Project Manager for Institutional Building will work in close coordination with the Cluster Coordinator. The operational responsibility for facilitating and overseeing implementation of the SMF/TDF/TDP will be that of the Cluster Coordinator.

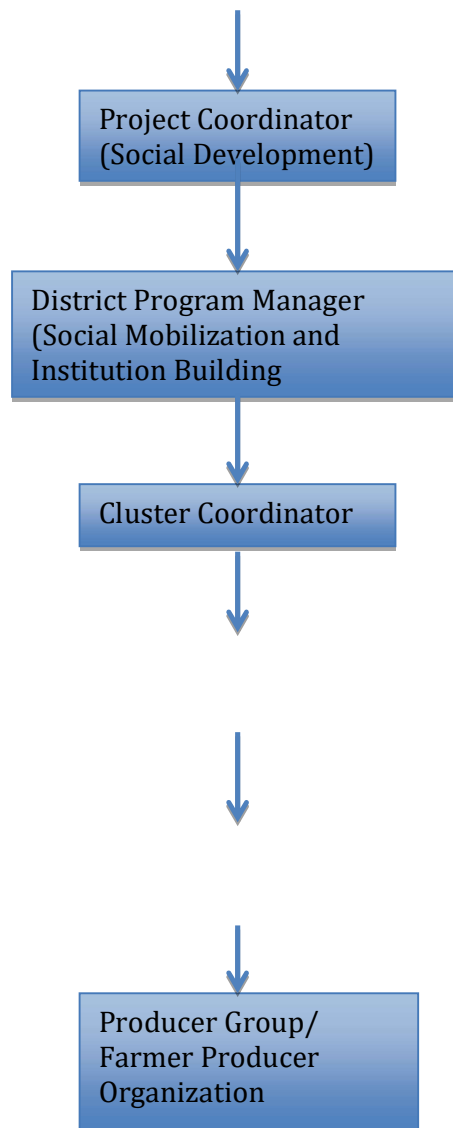
Responsibilities of Project Coordinator (Social Development/Safeguards Specialist)

- Lead the implementation, supervision and monitoring of the social safeguards, social inclusion, gender, tribal and social development issues and strategies under JOHAR
- Orient and supervise preparation of manuals for the operationalization of SMF strategies
- Ensure satisfactory adaptation of the SMF strategies, and provide necessary feedback
- Identify and respond to the social issues emerging from design and implementation of the SMF
- Prepare Annual Action Plan of key social management activities
- Provide guidance to DPMUs and F-NGOs in respect of the strategies in the SMF; provide technical assistance and support to the district social focal person, FNGO in preparing TDP; review and provide recommendations on TDPs prepared for SPMU's approval
- Review implementation of social management strategies;
- Identify external agencies for social impact assistance and mitigation strategies, for activities with high social/resettlement impacts; identify and maintain a database of social resource persons/ consultants/ agencies for providing specialist assistance to JOHAR, as required;
- Coordinate closely with relevant thematic counterparts in the SPMU and Line Departments (agriculture, animal husbandry, Fisheries, capacity building, etc.) for mainstreaming of SMF strategies;
- Coordinate with resource agency (for detailed design of gender and other strategies/information material) to ensure timely delivery of quality capacity building services to teams in social management; prepare project-wide calendar for training and other capacity building inputs on social aspects to different stakeholders, based on a systematic training needs assessment
- Ensure regular district level monitoring of SMF implementation
- Undertake monitoring visits to clusters to get feedback and provide support on SMF implementation
- Commission and ensure quality outputs from technical support agencies
- Dissemination of best practices and success stories across the districts and with other stakeholders
- Organize annual, midterm and end term monitoring by external agencies; provide inputs into the preparation of the Project MIS and M&E system to ensure that the social aspects are adequately captured in mainstream monitoring;
- Report on social impact aspects of the project, and prepare reports as required.

Detailed terms of reference for the Project Coordinator will be drawn up by the SPMU at the time of recruitment.

Figure 10 Organogram for SMF





District Level: The Institution Building Staff at the DPMU will be responsible for SMF/TDF implementation, including capacity building, and preparation of area specific social/tribal plans.

Cluster Coordinator: One of the Cluster Coordinators will have additional responsibility for roll out of SMF/TDF/TDP interventions. S/he will be responsible for identifying, mobilizing and training local tribal youth for facilitating consultations, data collection, and farmer mobilization. Community Resource Persons (CSPs) will be developed on the themes of nutrient and pest management, animal husbandry, fisheries, livestock, NTFP, water resource management, conflict resolution and so forth; these youth will provide hand-holding support to the beneficiary households, and facilitate local level knowledge-sharing among the members of PGs.

JOHAR will enter into special partnerships for tribal areas with external resource agencies for capacity building and implementation support.

The Annual Action Plans for first year will include

1. Engagement of Project Coordinator (Social Development/Safeguards), through SPM (HR)
2. Finalisation of Training calendar, and Capacity Building Modules
3. Integration of Key Social Development/Safeguard Indicators in MIS
4. Finalisation of template for Social Development/Safeguards Section of the Project Progress Report
5. Convergence with existing state level schemes for empowerment of women: Identify Responsive interventions dovetailing project interventions with existing schemes for drudgery reduction e.g. provision of farm implements would be promoted by provision of such implements on a group basis
6. Finalize ToRs for TSAs/Consultants/External Experts
7. Timeline for preparation of tribal development plans and special partnerships

10.15 Monitoring and reporting arrangements

The M&E framework for JOHAR project includes tracking and reporting on participation of women and SC/ST producers across project components, as well as the results framework. The M&E staff will be responsible for collecting data for their independent monitoring of both process and performance indicators. The SPMU will have the operational responsibility for planning and coordinating M&E activities for the entire project. The SPMU will also be responsible for analysis of M&E information and generation of regular 6-monthly M&E reports; conducting independent field visits to monitor implementation and outputs of selected project activities, commissioning special studies as needed, maintaining the MIS, identifying bottlenecks and corrective actions, if needed, and documenting success stories.

The Social Staff would be responsible to report on i) gender and social inclusion indicators and outcomes under the project component; ii) as well as on implementation of the various strategies under the social management and tribal development framework, with specific focus on participation and inclusion of the smallholder farmers, SC, ST, women farmers in different interventions, farmers mobilization, institutional processes, training and capacity building interventions, detailed implementation planning, access to private goods, access to common assets and infrastructure. In addition, the report would also cover assessment and mitigation of social impacts from village infrastructure/commons supported under JOHAR.

Community participation and community based planning for production, value addition and market access are core elements of the JOHAR project. JSLPS will be leveraging its experience with Community Based Monitoring System (CBMS) under NRLP/NRLM and will be modifying it for JOHAR. The CBMS for JOHAR will include:

- Finalisation of the design of CBMS based on a rapid assessment of initial JOHAR implementation, including monitoring tools and systems;
- Identification and training of community monitors,
- Regular and systematic information collection on community needs and priorities, and adequacy and timeliness of inputs provided by implementation team.
- Assessment of quality functioning of PGs/POs and adherence to social, financial and institutional norms
- Feedback on key progress and performance indicators, community support system, identifying gaps, deficiencies in services and gauging level of community satisfaction.
- Learning and Knowledge events on best practices and success stories

The project would undertake special review of the SMF/TDF implementation twice during the project implementation period. The progress Report for the JOHAR will include a section on progress vis-à-vis the social indicators, as well as a narrative report on implementation of the SMF/TDF, good practices and their outcomes.

The project shall identify suitable participatory M&E mechanisms and tools such as the use of community score-cards, focus groups, and participatory social auditing. The process monitoring reports will cover project implementation with focus on i) inclusion of women, SC, ST and landless households in project interventions; ii) assessing the participatory processes (expected to result in empowerment of tribals).

In addition to the regular six monthly monitoring reports, impact assessment studies will be undertaken by the M&E agency. These studies will evaluate JOHAR's performance and progress towards achieving the project's development objectives. External Social Review of JOHAR will be undertaken twice during project implementation.

The SPMU will also commission studies for documentation of good practices on specific themes of JOHAR implementation in tribal areas. These studies will cover beneficiary and group and project implementation performance related to small holders, tribes, SCs etc. There will be a special review of JOHAR implementation/impact in tribal areas before and after midterm through an external agency/consultant.

10.16 Budget and financing

The project will ensure that sufficient resources are allocated to formulate TDPs in any clusters which will have impacts on tribals. A detailed budget will be prepared by the taking into account all activities associated with the formulation and implementation of TDPs. Each TDP will have its own budget. Such budgets will be an integral part of the project cost, and will be made available during project implementation. The Tentative Budget for the SMF/TDF is Rs 2.14 Crores. Details are given in the following table.

Table 16 Budget Break-up for Social Safeguards and Tribal Management

S.No.	Head	Duration	Unit cost	Amount (INR)
1	HR cost			
1.1	Social Development/ Safeguards Specialist	72 months	0	0
1.2	Tribal Development Plan (Consultant)	36months	90000	20,70,000
2	Program cost			
2.1	Tribal dev. Plan activities	25	200000	50,00,000
2.1	Training (staff at state, district & block)			20,00,000
2.3	Training (PO, CSP& CLF)			30,00,000
2.4	CB on Environment, IEC materials			10,00,000
2.5	Partnership on Tribal & Gender Development			60,00,000
2.6	External review			12,00,000
		Total		2,14,40,000

10.17 Public disclosure

The TDF and TDPs will be disclosed on the project web site, and copies in local language will be made available at the district and block offices. The information will be provided to all tribal communities in project locations on indigenous people's principles and will be distributed during consultations such as those undertaken during screening. Basic information in the TDPs will be shared with the PGs and the VOs.

10.18 Revision/ Modification of SMF and TDF

During the project implementation period it is likely to bring changes to the operating environment with experiences gathered in application of this SMF during implementation, besides changes in external factors such as the legal and regulatory environment (country/state), the SMF is intended to be a "live document" enabling revision, when and where necessary. Unexpected situations and/or changes in the project or sub-component design would therefore be assessed and appropriate management measures will be incorporated by updating the SMF to meet the requirements of applicable legislations and Bank safeguards policies. Any changes to the SMF & TDF will required to be cleared by the World Bank.

10.19 Summary of Actions for SMF

The Actions are tabulated on the next page.

Table 17 Detailed Guidance on SMF Activities

Note: Apart from mainstreamed actions on dis-aggregated baseline data collection, social inclusion, selection of Cadre from vulnerable groups, and tracking of social inclusion, specific actions for social management are tabulated below:

S.N.	Component	Sub-component	Action
1	Diversified and Resilient Production and Value Addition	1.1 Rural Producer Collectives	<ul style="list-style-type: none"> • Formation of producer groups (PGs) <ul style="list-style-type: none"> ○ Significant inclusion of women in membership and leadership of PGs ○ Coverage of all village hamlets, especially SC hamlets and ST hamlets in formation of PGs (to ensure village-wide foot print) ○ Formation of separate FGs for women, PVTGs • Financial support to POs (start up, working capital for business plan) <ul style="list-style-type: none"> ○ Gender and Social Inclusion Criteria for POs to qualify for JOHAR Financing
		1.2 High-Value Agriculture Development	<ul style="list-style-type: none"> • Delivery of crop advisory services to all farmers, including interested non-HVA farmers • Participation of smallholders/lease farmers in HVA • Training for women on occupational health and preventive measures • Support to Landless and interested beneficiary households through <ol style="list-style-type: none"> i) Training and support on leased farming ii) Promotion of land-leveilling services enterprise for labour deficit households (Syngenta) iii) Training on agricultural inputs/services provider (seeds, feeds, nurseries, inputs) iv) Agri-entrepreneurship development program for women and youth v) Agri-skills training and engagement as Community Professional under JOHAR vi) Engagement in transportation/logistics business vii) Maintenance of community infrastructure (irrigation, post-harvest), custom hiring centres • All services from the Village Service Centres such as implements, market information, etc. to cover all farmers, including smallholders, lease farmers

			<ul style="list-style-type: none"> • Value Addition services from Cluster Service Centres to be provided to all farmers, including interested non-HVA farmers • Convergence with existing state level schemes for empowerment of women: Responsive interventions dovetailing project interventions with existing schemes for drudgery reduction e.g. provision of farm implements would be promoted by provision of such implements on a group basis
		1.3 Livestock Development	<ul style="list-style-type: none"> • Working Capital to PGs needs to be have inclusion criteria with respect to SC, ST • Costing of poultry sheds to include water storage tank to reduce drudgery of water collection • Training for women on occupational health and preventive measures
		1.4 Fishery Development	<ul style="list-style-type: none"> • Training to women's groups for fishing net production • Support for Dhobas under MGNREGA for interested households • Studies on governance and policy reforms including developing a program for small fish farmers and fishing PGs
		1.5 Non-Timber Forest Produce Development	<ul style="list-style-type: none"> • Promotion of Producer Group of tribal women • Training of tribal entrepreneurs in providing support products/services (apiary boxes, primary processing, packaging, quality seeds) • Developing a package for particularly vulnerable tribal groups (PVTGs) • Tracking and reporting on tribal beneficiaries covered under NTFP interventions • Training on occupational health and preventive measures
		1.6 Irrigation System Development	<ul style="list-style-type: none"> • Under competing demands for water, ensure drinking water /domestic consumption needs • Inclusion of smaller HVA farmers including women and PVTG in the membership and executive committee of the water user group • Inclusion of non PG and non HVA farmers in the Producer Group • Training and engagement of village youth from POP households in

			<p>construction, operation and maintenance of water schemes</p> <ul style="list-style-type: none"> • Periodic review of the functioning and benefit sharing of community irrigation schemes by the WUG, PG and the VO
2	Promoting Market Access, Skill Development and Pro-poor Finance	2.1 Market Access and Private Sector Participation	<ul style="list-style-type: none"> • Financing of PGs and POs will have social inclusion criteria with respect to women and SC, ST households and other vulnerable groups, • Market assessment and value chain studies will also identify specific opportunities and options to strengthen the participation of small rural producers, especially women producers, in Value Chains; • The market information platform will not only focus on PG and WUGs but also provide information to VOs and PRIs • Training on market information will be open to non-HVA farmers.
		2.2 Skill Development in Focus Value Chains	<ul style="list-style-type: none"> • Prioritization, Targeting and Significant participation of youth and PWD, especially women, from landless/smallholder and agriculture labour households in <ul style="list-style-type: none"> ○ Skilling program and ○ Engagement of Community Resource Persons (Ajeevika Krishi Mitra, Ajeevika Pashu Sakhi, Ajeevika Matsya Mitra, Ajeevika Vanopaj Mitra, Micro Enterprise Consultants) • Establish nutritious food processing unit managed by community institutions CLF/BLF funded by JOHAR. Will raise part funding from other sources.
		2.3 Pro-Poor Agricultural Finance Systems	<ul style="list-style-type: none"> • Development and delivery of financing product and service, especially customized for small rural producers and beneficiary of JOHAR • Tracking and reporting of credit access by smallholders beneficiaries of JOHAR • Training of women leaders of VOs, PRIs, PGs on financial services and management • Channelize additional funds to JOHAR through convergence with relevant schemes and programs, including those targeting BPL, SC, ST • Pro-poor Cost Sharing Norms: Based on field consultations and

			<p>norms/standards used in GOI/GOJ schemes, JOHAR will fix cost sharing norms for private goods like farm ponds, seeds, etc. that ensure inclusion of the small and marginal farmers, women farmers, scheduled caste and tribal farmers.</p>
<p>3</p>	<p>Project Management (Social Development/Safeguard Management)</p>		<ul style="list-style-type: none"> • Engagement of following dedicated, fulltime staff for social management <ol style="list-style-type: none"> i) Social Development Specialist, with strong experience in gender, social inclusion, agribusiness and value chains, at the state level; ii) Social Development Specialist/DPM at district unit (covering JOHAR clusters in the district); iii) Engagement of other social development personnel like YP at state level; iv) Consultants/Resource Persons to support detailed and design and implementation of strategies for gender, citizen engagement, tribal development • Engagement of Resource Agencies on specific social themes, pilots • Resources to prepare and implement cluster specific Tribal Development Plans/Activities • Establishment of system for Social Safeguard Screening of post-harvest and irrigation infrastructure and action plans (to mitigate any small scale, adverse impacts) • Representation of women farmers in grievance mechanisms at all levels. • Training Program on Social Management Framework of JOHAR, including good practices, innovations • Knowledge Sharing, and Innovation Marketplace Program on gender, social inclusion, citizens engagement and tribal development, • Establishment of Environment and Social Safeguard Monitoring and Reporting System • Gender dis-aggregated monitoring indicators would be developed to monitor and evaluate the project and would be used in the proposed <ol style="list-style-type: none"> i) Process monitoring; ii) Impact evaluation studies and thematic studies. User satisfaction surveys

			<p>too would lay emphasis satisfaction of women producers/farmers with project interventions, activities and processes.</p> <ul style="list-style-type: none">• Special Thematic Studies:<ul style="list-style-type: none">i) On gendered-consequences and distributional impact of the project on women and men,ii) Impact of project on women's workload and steps taken• Training Program on Conflict Sensitization for staff, partners, PGs/PGs
--	--	--	---

Annexure 1. Stakeholder Consultations and Field Visits

13th December, 2016

1. Meeting with beneficiaries of Drip Irrigation, Janum village, Angada Block

The Drip irrigation project was done under a project supported by UNDP in 2010-11. Before this project the farmers practiced subsistence agriculture and made their earning from working in brick kilns. Farmers having at least 25 decimals of land and a water source were selected. 25 farmers joined the program. Their water sources did not last through the year. The project provided them a poly-house, support for construction of platform, seeds, drip lines and pipes etc. The beneficiaries contributed to the effort by building the fence, and deepening of the wells through their own labour.

The beneficiaries included 12 female and 13 male farmers. They share a common asset, the poly-house in which a nursery is established. The other farmers keep their trays containing seeds in the poly-house. The land on which the poly-house is situated belongs to one of the farmers who does not charge the others to use the place. For repairs of the poly-house all the farmers contribute when needed. All the farmers market their produce separately.

There is no formal group. Although there is a VO and 8 SHGs in the village, there is no interaction of these organizations with the farmers of drip irrigation intervention. Out of the 25 beneficiary farmers many are members of SHGs and have taken credit through the SHGs. There are 109 households (18 SC, 77 ST, 14 OBC) in the village and all are members of SHGs.

The farmers started with subsistence agriculture but now they grow cash crops including vegetables and fruits. By using drip irrigation they are now able to bring more land under cultivation. One of the farmers started out by growing vegetables on 25 decimals, but then he took more land on lease, deepened his well and now grows irrigated crops on 3 acres of land. All beneficiaries report increase in productivity (2-3 times), they now sell their produce separately and have income so that they do not have to work in the brick kilns any longer. According to the women the other benefits are water saving and labour saving. All of them have accessed bank loans and half of them have used their KCCs up to 2 to 3 times.

This model has not been replicated since five years of its completion. The constraint reported is lack of water source.

2. Visit to Goat Livelihood Resource Centre, Galsud village

23 Pashu Sakhis were undergoing a residential training on Role of 'Pashu Sakhi'. The centre was established on leased land in the year 2012. At present 92 trained Pashu Sakhis are working with 15,000 beneficiary households of 48 villages. The GRC (Goat Resource Centre) trains the Pashu Sakhis, provides them medicines and conducts meetings on problems faced by them. Community insurance has been done for the animals and claims are settled in the meetings at the GRC.

The Pashu Sakhis conduct village level meetings, provide primary health care to the animals and promote good health care and nutrition management practices. Now the mortality rate of goats has decreased, herd size has increased and growth has also improved. Mostly small and marginal farmers are engaged in goat rearing through open grazing. The challenge now is marketing of goats. Demand of goats is mostly during festivals and marriages.

The GRC has a corpus of Rs.4.5 lakhs and is in the process of being registered as a Producer Cooperative.

3. Meeting with women farmers, Gurugaon

The participants included about 50 women including community resource persons, SHG members, women farmers and field staff of IGS Basix, a technical support group. An overview of the proposed JOHAR program was shared and the women were asked for their feedback on the project.

Almost all the women were active farmers. They stated that women do most of the work on the farm, except ploughing. If small amounts of inputs are to be procured or products to be sold, women do the buying and selling too. For large amounts men do the purchasing or the marketing.

There are 289 households in the village, and within a year 100 households have joined SHGs. Almost half of the households either own land or take land on lease for cultivation. About $\frac{3}{4}$ of them have their own wells. The remaining buy water from well owners. There is no surface water source. The wells become dry in the summer months. Power for irrigation is available for 8 hours a day, and sometimes only at night. They have access to bank loans through SHGs, through KCCs. They also make their micro-credit plans and receive funds from JSLPS. They sell their agriculture produce individually in the village market or nearby markets.

Since April 2016 Basix has started training the cadre on different aspects including soil management, INM, bed management, disease management, organic cultivation and harvesting through 6 modules. There is a plan to set up procurement centres in each village. A Producer Group is also being formed. More SHGs will be formed and VO formation will take place before formation of the Producer Group.

According to the women farmers, JOHAR should include construction of storehouses, value addition, collective buying of inputs, focus on clusters of one or more crops to get larger volumes of produce, price information should be available and irrigation arrangement should be there throughout the year.

14th December, 2016

4. Ranchi District Consultation, Hotel Capitol Hill, Ranchi

Feedback on the project

- Many people are earning from Mahua collection, this product should be included under NTFP
- Producers should know the cost of production and the price at which it should be sold. Educate farmers on pricing.
- Suggested sweet corn and more fruits should be included in the project.
- There should be some mechanism to compensate for losses faced by Producer Groups
- Instead of Italian beekeeping the project should promote indigenous method with scientific intervention
- Minimum support price should be fixed for vegetables
- When many people are engaged in HVA the prices will fall; there is need for storage, post-harvest management and value addition
- We may focus on certain products but follow integrated farming. Training modules are available from BAU, KVK and line departments.

- Do branding of products
- Promote organic farming
- Farmers have a subsistence mind-set. Promote business orientation

Social Inclusion

- SC and landless should be included through suitable livelihoods such as beekeeping, bamboo craft, mushroom cultivation and value addition.
- Specially designed programs for PVTGs on rope making, land levelling, etc. based on local resources and indigenous practices
- There are opportunities for landless and vulnerable households in value chain and transportation
- Vulnerable groups can be benefitted by convergence with social security schemes
- Form separate producer groups for vulnerable sections so that they can have a say in their functioning
- Opportunities in non-farm interventions and skills

Improving impacts in tribal areas

- Mahua is a low cost nutritive food (rich in iron and calcium) that is important for health of women. This should be taken up in the project
- Develop marketing and storage facilities at Panchayat level
- Work on forest rights
- Map and promote indigenous technologies
- Investment on productive resources through convergence
- Exposure visits, convergence with ATMA for visits within district and outside district
- There is hesitation to adopt new techniques for fear of financial loss. Make a documentary about the project intervention. Use for large scale awareness
- Visioning exercise
- Training with field demonstration
- Prioritize tribals in the area

Women's Empowerment

- Strategically improve women's participation in leadership of Producer Organization, especially in mixed groups (not only in women's groups)
- Women normally do not have knowledge of marketing. Include agri-business management, financial management and marketing in trainings
- Include practice sessions in trainings
- Provide market information through mobiles
- Women get lower wages (except in NREGA). Landless women will benefit more from involvement in wage labour in the project

Risks

- Risk of increasing women's workload. Introduce women friendly tools and implements
- Risk of involvement of children in HVA and livestock sectors
- Risk of extortion as incomes rise
- Failure of demonstrations
- Groundwater depletion
- More use of chemical fertilizers and pesticides leading of soil health deterioration

Adverse impacts

- Continued vegetable cultivation will lead to soil exhaustion. Integrate livestock for manure
- Adverse impacts of pesticides on women and children

Role of local Institutions

- Involving Panchayats will build people's confidence. This will also help in accessing different services
- Involve PRIs in identifying ne producers from vulnerable groups and women
- Involve PRIs in formation of producer groups
- Involve NGOs in awareness generation, mobilization, liaising and trainings in their area of expertise
- VOs can provide financial support to producer groups

Good Practices/ Model Projects

- In the context of climate variability, advisories should be given. In the CCAI project advisories are provided through universities and information is put up on notice boards at village level.
- Dhoba, drip irrigation for vegetable crops, sprinklers for pulses through subsidized schemes of the department
- MAZE PO in Purnia, Bihar
- MASS Training Module for agriculture

15th December, 2016**5. Visit to Murhu village, Khunti District**

Pradan has formed thrift and credit groups and has provided technical support for agriculture, fishery and water management.

Floriculture: Visited one farm where marigold has been cultivated without irrigation. The crop is harvested just before Diwali and sold till Chhat and Vishwakarma festivals. The crop is grown on 70 decimals, with in input cost of Rs. 10,000 there is a earning of Rs.60,000. If Diwali date falls 15 days late, then the crop has to be irrigated. Many farmers are engaged in floriculture and they share a vehicle to transport to the market. The farmers also grow vegetables on the rest of their land.

Group fishery: One community pond has been deepened. The land submerged under the pond is shared asset of 13 farmers. They have received training on fishery. One farmer has established a nursery and fingerlings are procured by farmers. Fishing in this pond is done since the last three years. They get 3 to 4 harvests a year. The catch is sold together and few men go to the market to sell the entire product. About Rs. 36-40,000 is earned per year.

There are 14 other ponds where individual households have fishing rights.

Water management: There are 132 households in the village, 5 have wells and there are 46 dhobas constructed through NREGA, and some check dams. Paddy is grown in the irrigated lowlands, indigenous Goda Dhan maturing in 90 days is grown by farmers for their own consumption. Floriculture is practiced in the uplands. The upland farmers get irrigation water through lifts from the community pond. 80% of the farmers are able to get three crops of vegetables a year. First watershed treatment was done, and using the 30 x 40 model for water recharge. The recharged water bodies in the lowlands are used

for lifting water to the uplands. Farmers pay Rs. 10 to the operator for operating the lift and also pay for the diesel consumed for their irrigation cycle.

The traditional leader maintains control over water usage through gram sabha meetings. Farmers have collectively decided not to dig tube-wells in the area. Punishment for going against the decision includes social ostracizing.

Feedback from the Panchayat Mukhiya: Barren land has been transformed to irrigated horticultural plantations by the efforts of Pradan, but due to low prices of agricultural produce (in existing markets in Murhu and Khunti) farmers' incomes are not improving. People also get very low prices for lac collected, only about Rs.60-80 per kg. Migration of farmers has reduced from 100% (of the households) to only about 20% now. Irrigation is the main need. Government gives support through NREGA for constructing dhobas 10 feet deep, but water table is at 15 feet. The subsidy of Rs.22,000 is not enough it should be increased to Rs.50,000.

6. Visit to Jagu village, Khunti District

Met 24 women members of the VO. The village has 195 families and all but two are members of a total of 13 SHGs. The VO was formed in the year 2013-14. All SHGs have been linked to banks. Land holdings range from 2 to 4 acres and there are no landless households. Major livelihoods are agriculture, poultry and goat rearing and lac cultivation. About 7 to 10 different crops are grown including paddy, groundnut, vegetables, tomato, chillies and millets. Watermelon and groundnut are more profitable. The farmers transport their produce collectively though selling is done individually. The produce is sold in three local daily markets or in nearby markets of Torpa, Tapkaar and Govindpura. There are 6 wells in the village and the well owners are able to take three crops a year, and the rest households practice rain-fed agriculture. The NGO Pradan is engaged in SHG formation and training on agriculture since 10 years.

Poultry has been promoted with households that have less than 2 acres of land. 32 households have poultry sheds. The shed has to be built on own land. A cluster is formed of poultry rearers of two villages. Representatives of different clusters are selected to the Block level Cooperative. Weekly meetings are conducted at village level, and monthly at cluster level. Records of chicks, their health and mortality are maintained. On death of chicks post mortem is done. Efficiency index is recorded for the members and incentives are given by the cooperative.

Traditional form of goatry is still practiced with open grazing, but now cleanliness has improved and they have started breed improvement. A common breeding buck of Sirohi has been brought from Rajasthan.

With different livelihood interventions women feel that their workload has increased but can still accommodate the work. Previously with only rain-fed agriculture to keep them busy, they used to do farm work for 6 months only. They get information relating to different livelihoods in the weekly meetings and also at home from the supervisors.

Suggestions for JOHAR: irrigation coverage should be improved, poultry sheds should have arrangement for drinking water for chicks to reduce the daily burden of transporting water thrice a day from the hand-pumps, personal protective equipment such as face masks are not available and in the long run this will effect the health of men and women who perform fogging activities in the poultry sheds.

7. Visit to Torpa Poultry Cooperative Society

Met Adhyakha Smt. Bahamani Bhingra, Vice President, CEO Dr. Darshan, and Production Manager of the Cooperative. The Governing board has 11 members. The Cooperative has 415 active members. On every 25-30 producers there is one supervisor who provides inputs and information links with the cooperative. This year 80 new poultry sheds have been constructed. The Cooperative is not making profit at present. It was reported that selling price fluctuated widely; in the last two days the price was Rs.55/kg though the production cost was Rs.86/kg. The selling price varies between Rs.75 to Rs.120 per kg. The largest buyers are from Khunti, Ranchi, Simdega and Chakradharpur.

The producers are trained on safe use of fogging medicines and use of personal protective equipment but farmers do not use the PPEs. Due to cold weather there is high mortality of chicks, the producers collect and burn wood to keep the chicks warm. Solar lights are used in the poultry sheds, but for heating purpose solar energy is too costly at present.

8. Meeting with representatives of Syngenta Foundation at Torpa Poultry Cooperative

Met the representatives Mr. Yuvraj, and Mr. Sanjay Bhengar. The foundation trains youth (girls and boys) to work as Agricultural Entrepreneurs. They receive 45 days training (on input supply, credit linkage, output linkage) and then another 4 days management training. Now 16 trained entrepreneurs are working in Khunti. They provide a package deal of inputs (seeds, fertilizers, pesticides), help farmers in credit linkage and marketing. Since the inputs are procured collectively farmers have access of cheaper inputs. They have also trained youth to work on farms to help out families with labour deficit. Such youth charge Rs.12/hour for the farm operations. 2- girls are also undergoing training for such work. They use the training centre of MASS to conduct the trainings. The foundation targets small and marginal farmer beneficiaries of Pradan. The youth to be trained as agro-entrepreneurs are identified by the VOs.

17th December, 2016

9. Khunti District Consultation, Nagar Panchayat, Khunti

Participants included representatives of Soil and Conservation Department, Fisheries Department, LDM, Dairy Development, NHM, NGOs including Pradan, TRI, and Landesa, Women's Federation, Torpa Poultry Cooperative.

Social Inclusion

For landless families –

- Pashu Sakhis should be selected from landless families
- Landless HH should be allowed to graze their goats near forest boundaries
- Facilitate land leasing so that they can take up agriculture

Improving impacts in tribal areas

- Set up processing centres for NTFP so that farmers can get more income.

Women's Empowerment

- Ensure water availability nearby so free up time for agricultural activities
- Cooking gas should be made available. Women spend two days in a week for collecting firewood for cooking.
- Women friendly machines and implements should be developed to reduce women's drudgery in harvesting and intercultural operations.

- Ploughing is done only by men and women are not allowed to touch the plough. In most families men are alcoholic and do not do ploughing at the required time. In such households women cannot start sowing the seeds. Therefore, small tractors should be introduced so that women can do the ploughing.
- Women have to bring in the harvest, if we are planning to improve agriculture production, we need to plan for road connections and vehicles for transport
- Traditionally women know less about marketing; include financial management and marketing in trainings being conducted for women.
- Women will learn better production techniques, give more time and labour to field work, but ownership of the land lies with men and they may decide to sell the land. When Producer Company is formed and whole family is engaged in the production system, the project should consider giving proprietorship to women.
- Economic empowerment in women's groups is not enough, ensure women's role in membership of committees in mixed groups and build their leadership qualities.

Risks

- Scarcity of NTFP raw material in future
- Not realizing good price of produce
- When many people will get involved in same livelihood price of produce will fall
- Risk of further marginalising small farmers
- When women sell greater amounts of farm produce at the market, naxalites send demand of tax to the household.

Adverse impacts

- Reduction in knowledge of traditional farming and varieties, extinction of traditional varieties that are very nutritive e.g. ragi
- Impact on human health – use of chemical pesticides without personal protection in agriculture, poultry and lac production. People are told to use face masks and goggles in trainings, but these are not available

Role of Local Institutions

- PRIs should be engaged in information dissemination.
- NGOs should be involved in technical support for the livelihoods.

Good Practices/ Model Projects

- Women Federation have pressurised bank into providing Kisan Credit Card to landless women members
- Promoting traditional NTFPs
- Torpa Poultry Cooperative
- Agri-entrepreneurship model by Pradan and Syngenta
- Khunti agriculture cooperative

10. Meeting with LANDESA NGO, Nagar Panchayat, Khunti

Ms. Baruna Dutta, Program Manager Landesa, described the activities undertaken by Landesa in the area. Traditionally there is no space for women's ownership of land. They are focussing on landless and single women and are mapping the land available with the government. They have completed assessment in 15 villages as a preparation for filing claims. They are exploring how government land can be leased to women's groups.

11. Meeting with Lac collecting farmers, Mahua toli, village Bhandra, Khunti Block

Met 6 farmers including one woman farmer. Pradan is implementing livelihood program since last ten years, and two staff members were present. There are 20 households in the hamlet. All are SHG members. All the SHG members are cultivating lac barring few families who do not have the host trees. All the households belong to Munda tribe. Lac from Khunti region is considered to be of best quality.

The farm visited was 2 acres in area having 13 host trees producing about 30-50 kg of lac per year. The price of lac varies widely, it can go up to Rs.150 per kg, but last year it was only Rs.80. Farmers have 10 to 40 host trees per household. The families are cultivating lac on ber trees on their private land. Previously they used to cultivate Rangenee lac but due to climatic disturbance almost all the brood was lost, then they started cultivating on ber trees.

Pradan gives training on inoculation, pest management, harvesting, post harvesting. Women find it difficult to climb the trees and use the heavy cutting implements, but they prune the cut branches and scale off the lac. It was mentioned the lighter shears should be developed to enable women to take up the work. Women headed households have to engage labour to harvest lac from the trees. During cold foggy days they have to spray fungicide on the lac containing branches, while they take care not to be in the downwind direction, sometimes they do get the spray on their face and they feel intoxicated. Pradan has taught them to use face masks and goggles while spraying.

They sell the produce individually to middlemen in the village markets. If the price is low, they can't keep the lac for long periods as it spoils in about 6 months. Processing centre should be set up in the region so that they can get better price for their produce.

12. Meeting with members of community managed lift irrigation system, village Saridkhil

The farmers who had fields near the river were using lift irrigation system to lift water from the Tajna River for crop irrigation. When Pradan started working in the region in the year 2004 adopted the system and upscaled to 6 lifts so that lands a bit farther from the river could also be irrigated. Systems. The village has 352 households all of which practice agriculture. There are some SC households also and they too cultivate their land and benefit from the lifts. There are 3 lifts in this hamlet. The lift system visited irrigates 25 acres of land belonging to 12 households. There is a Sinchai Samiti comprising 11 members selected in the Gram Sabha. Half of the members are female.

The users meet and discuss once a month during the gram sabha. There is one lift operator who keeps the keys and the record book of expenses and usage. Each user pays the operator Rs 5 per hour, they also pay Rs.10 for use of the machine and they buy their own diesel. Whenever repairs are required, the users contribute the money. The system has been working since 5 years and conflicts, if any are resolved by discussion. They are planning to install solar panels in this lift.

18th December, 2016

13. Visit to Nagari Market yard, Ranchi District

Area acre 4 decimal situated on Gumla Road. Types of participants i) large aggregators buy from farmers in the market yard and send by trucks to Odisha, West Bengal, by train/flight to Madras another place ii) small aggregators buying from local farmers buying and selling in local markets iii) farmers bringing their own produce in tractors or in bags and selling in the market yard.

Older persons mentioned that they have filed claims of part of land long ago, but now the land is owned by the Bazaar Samiti. There used to be formal tenders for market space till two years ago, but now there is no formal rent collection. However, some market participants however mention paying Rs5 or Rs. 10 per market day to the bazaar samiti. Traders have negotiated spaces in the market yard, and their space is informally acknowledged. Any new participant has to occupy vacated space, or negotiate with existing traders. There are some pakka shops where people are cooking food items and selling. The shop owners are paying rent to the samiti, but they have constructed the shops at their own expense.

There are about 100 regular participants and 200-250 others. This market functions on Tuesdays, Thursdays and Saturdays. The market has a toilet campus with separate sections for males and females and a water point which is also used for drinking purpose. The complex sources water from a public well. Some entrepreneurs have set up weighing points and they charge Rs.5 per kata for their service.

Among shop owners, local farmers and small traders women and youth are also working in the market place. Women selling women's articles were also seen, in some cases only one woman was also selling.

14. Horticulture Model, Morai tola hamlet, village Kulukera, Gumla Block

Met 6 women farmers and one CSP. The horticulture model was implemented during 2009-2013 under a scheme of the Tribal Welfare Department. There are 70 households in this hamlet. First 11 houses joined the horticultural activity, and then 16 others joined in the next phase. Eight households took up horticulture on their own. In the first batch only ST households were selected the basis of selection being existence of a strong SHG for monitoring and ownership of at least 50 decimals of uncultivated land per household. People who had scattered parcels of land that were far from each other did not join the program fearing that they would not be able to look after the fruits trees and the fruits would be stolen. In the second batch OBC households also joined the activity. Beneficiaries were from SHGs only.

From the first batch only 5 had their own wells, while others brought water from nearby wells without cost. Fund for development of the orchards was deposited in the mandal. Women did the digging themselves, funding support was provided for inputs, manure etc. Total fund received was Rs.4,11,000. The inputs are bought collectively by the Community Service Provider. Inputs are received from the Agro-Horticulture Cooperative at Palkot after members give their contribution and place their demand. A nursery is organized on land one of the members by rotation. Other members collect plants from the nursery to grow on their fields. The owner of the nursery plot gains by improved soil nutrition from manure applied in the nursery plot. The nursery is located on a plot where water is available.

The farmers grow mango, papaya, potato, tomato, watermelon, pumpkin, green gram, onion and garlic, etc. Farmers start earning from the enterprise after 4 to 5 years. Average annual income is about 55-60,000 rupees. The main benefit is that uncultivable land could be used to improve household income. They feel that continued support of the CSP is essential for sustaining the activity.

The horticultural products are sold collectively. The CSP contacts buyers who come to the village to buy the outputs. Sorting and grading is done collectively and produce of each household is recorded. Male members of some of the families accompany the vehicle to the mandi. The price is negotiated before taking the produce to the market.

When quantities are very small they have to arrange vehicles themselves, and sometimes if produce is not sold it is wasted. But when there is large quantity of produce as is commonly the case with mango, buyers themselves bring the vehicles. The produce is marketed to Ranchi, Simdega, and Rourkela etc. Reliance Fresh and Big Bazaar procure on fixed days.

The primary source of credit for the farmers is the VO but farmers also use their KCC.

Meetings with community based organizations in proposed JOHAR Cluster

15. Meeting with VO, Maina Toli, village Bhusri toli

The hamlet has 16 households of Khadiya tribe, of which 14 are members of SHG. Of the left out households one woman has come recently through marriage and is waiting to join a new group. One household is headed by a widow and her son works at another place. There is nobody in her family to take the goats for grazing so she has not joined the **goat cluster**. One common buck is used for breeding. The goat rearers have constructed goat sheds, and practice stall feeding as well as open grazing. The goats are taken to the forest for grazing, for which no fees are paid. Goat milk is neither consumed nor sold. Kids and goat droppings are sold. Droppings are also used as manure on their own fields.

The members deposit Rs.5 each in the goat club every month. Whenever medicines are needed, they are bought from this corpus. While selling the male goats for meat, the group keeps in mind the existing market price of meat. All members weigh their animals and sell them on the decided price/kg. Traders come to the village to buy the goats.

Community managed irrigation system: There is a well-based irrigation system in this hamlet. Under RKVY they received Rs.180,000, they contributed Rs. 20,000 for rehabilitation of well and motor.

16. Visit to CLF, village Kulukera 1, Palkot Block

Met 15 women members of CLF along with community resource persons and JSLPS staff. An overview of the proposed JOHAR project was given. There are about 200 households in the village, there are 26 SHGs. Left out households are those in which members are too old to attend meetings, or they are waiting to join to new groups. Land ownership is from 2.5 to 4 acres. There is only one landless household. Only 4 households have their own wells. At present they practice rain-fed agriculture. To improve incomes they would have to produce 3 crops for which irrigation is crucial. For small quantities of produce, families take their produce to the market, but with large quantities as in the case of tomato, the traders themselves come in their vehicles to the village. According to the CLF members JOHAR must incorporate irrigation, producer group formation, and practice of group negotiation for price of produce.

The villagers are also engaged in harvesting of lac. They get very low prices from the banyas. The suggestion was to aggregate the produce at group level and sell it directly to a processing centre for value addition as well as generation of jobs.

17. Meeting with Agri-Horticultural Cooperative, Palkot

Eight women cooperative members and two staff members of the cooperative were present besides staff of JSLPS and Pradan. The Cooperative started in the year 2003 with 68 members. Registration fees was Rs.110 and members used to get seed, fertilizers and pesticides, and also loans that could be repaid after four months. The Cooperative has employed an accountant since the year 2005. All cooperative members are SHG members. Now there are 2314 members. The Cooperative has a Governing Body

comprising 11 members and meets on the 20th of each month. In the meeting they consolidate the demand for crops to be grown in the season and the demand for seeds, and other inputs as received from the SHG level, through the VOs. There are 35 Sahyog Kartas who pass the information from the Cooperative to the members. The Sahyog Kartas are paid for trainings conducted by them. Through collective procurement of inputs the members are able to get cheaper inputs. Selling is also done collectively. They link up with few buyers are able to send their produce up to Rourkela and West Bengal. Nurseries have been established from where members can procure planting material. They sow in two different batches at intervals of 15 days so that all crop is not harvested on the same date.

The turnover was Rs. 35,97,000 in 2013-14, Rs. 35,25,000 (net profit Rs. 1,48,000), Rs.61,97,000 in the current FY. As of now no bonus is distributed to members, but a corpus of Rs. 20,00,000 exists.

They were questioned that when producer groups are formed under JOHAR and new farmers join the groups, will the Federation give loan to the new members. The women replied that such members will have to join the SHGs before they become eligible for loans from the Federation. Kisan Credit Cards can also be facilitated for these new members. They mentioned that in village Kolai there are 15 households which are landless and they are unable to take up livelihood activities such as poultry because of lack of clear land titles. It was also suggested that we should motivate those with surplus land to lease land to these landless households, or provide them employment opportunities in marketing or NTFP clusters.

19th December, 2016

18. Gumla District Consultation, DRDA Vikas Bhawan, Gumla

Attended by Chairperson Zila Parishad, VC Zila Parishad, Director DRDA, LDM, BDOs, representatives of Line departments, Bank of India, Pradan, UNDP-Goal, Jharkhand Tribal Development Societies, Women's Federations. Total 58 participants including 12 women.

Feedback on Project

- More focus on marketing
- Ensure support price
- Producer Groups should be formed
- Financial support to producer groups
- Vermicomposting should be promoted
- Ghagra region should be covered
- Local large farmers should be given license for setting up rural malls for marketing of produce
- Follow integrated approach, not to repeat the Punjab experience
- There should be a separate cell for coordinating convergence –‘Convergence Cell’
- Set up cold storages, agro-processing centres and centres for grading and packaging
- Cluster approach for water harvesting
- In primarily rain-fed area agriculture is risky, ensure crop insurance

Social Inclusion

- There are landowners who are not active in farming. How to include them in the project?

- For inclusion of landless – non-farm enterprises, NTFP, livestock, labour, value addition
- Widows and landless should be recruited in value chains, processing centres, account keeping for producer groups

Improving impacts in tribal areas

- Lac production should be taken up in the project in Gumla district as NABARD and Pradan are already working on this
- Traditional crafts such as metal works, bamboo crafts should also be taken up
- Inclusion of good traditional practices in agricultural models
- Focus on livelihoods of PVTGs especially women of Asur tribe

Women's Empowerment

- Women friendly equipment should be developed
- Training on negotiation skills, financial literacy
- More credit should be made available
- Women's membership in decision making bodies
- Training on 'net production' for SHG women so that nets do not have to be purchased from outside

Risks

- Project may face backlash from existing aggregators
- Loss of traditional seeds – Kalajira, kalamdani, tulsimamjar, gopalbhog etc.
- Loss of traditional knowledge with loss of traditional crops
- Interference in traditional systems - involve traditional leaders
- Risk of destruction of crops and houses near forests. Elephants come out of the forest in search of water during summer in Saraikela, Latehar and Gumla Districts. Develop water sources within forests.

Adverse impacts

- Depletion of groundwater
- Irrigation canals are not lined, seepage and water logging, land cannot be cultivated
- Stop harmful traditional practices such as burning of forests before Mahua collection
- Depletion of vegetation as goat populations increase, promote plantations

Role of Local Institutions

- PRIs have data on BPL, SECC data. They should be involved in identification of vulnerable households
- Involve PRIs and traditional leaders in awareness generation on JOHAR for quicker adoption of project activities (at gram sabha and tola levels)

Good Practices/ Model Projects

- Bamboo Dam built on Pinjra River by Fisheries department for fishing
- '30 x 40' model of groundwater recharge
- Horticulture, especially mango
- Dhobas
- Organic agriculture

21st December, 2016

19. Meeting with community resource persons at Dumitra Tola, Baranga Cluster, Manoharpura

Met about 80 people including APS, AKM and staff of JSLPS. There are about 80 households comprising Santhals, Munda, Mahto, Oraon, Ho, Lohar, Kumhar and Mundari tribes. Land ownership is generally up to one acre with the largest holding being 3 acres in area. There are 5 landless households having only homestead land. Only 3-4% of the households have irrigated land. Major crops grown are tomato, cauliflower, chilly, and potato. Water sources in the forest are polluted due to iron ore mining, and the elephants and pigs come out of the forest in search of water. Pigs are killed for food. Elephants are scared away by using mashaals or firecrackers.

About 20% of the households rear cows, bulls are kept for ploughing, almost all households are engaged in rearing backyard poultry, goat holding is generally 4 to 5. Landless families are not able to keep poultry.

Almost all households collect forest produce including mahua flowers, dori (mahua seeds), chironjee, sal patta (20-30 truckloads of patta collected daily). Lac cultivation was undertaken in the village and 34 families joined. Families that did not have kusum or ber trees could not take up this activity. People are allowed to collect firewood from the forest but are not allowed to sell it. Chironjee also cannot be sold, people barter one unit of chironjee for 15 units of rice or salt. The middle men sell chironjee at Rs.300 per kilo, and it sells at Rs. 3000 in Dubai, yet the tribals earn hardly anything.

Good Practices: Low cost indigenous methods of feeding goats and poultry developed. IPM using low cost indigenous materials (cow urine, neem and many herbs) have been developed and are being used by the farmers. These should be included in training modules in JOHAR.

Suggestions for improving service delivery by AKMs and APSs: Their trainings should have more visual sessions, demonstrations and exposures. They should be given flipcharts and pico projectors so that they can show short video films to beneficiaries for quicker adoption of practices. They should be given incentives for conducting meetings. They need field markers and cono weeders for on farm demonstrations. They have to give demonstrations in gram sabha and waste a lot of time and energy in collecting utensils, essential utensils should be provided to them.

20 Meeting with Goat Rearing Group, Nandpura village, Nandpura Panchayat

There are 889 households in the village with a mixed composition of Christians, adivasi, SC. There are 56 SHGs. Land ownership is generally less than an acre, with many landless households. Major livelihoods are agriculture, labour, livestock and poultry rearing. Lac is cultivated on ber trees on private land. Two harvests of lac are taken per year. JSLPS has been procuring lac and selling to other groups as brood lac. If production is increased, markets will have to be explored. FES is providing trainings to Pashu Sakhis. NABARD provides Rs.27,000 per year for exposure trips, office furniture and honorarium. 5 members of one SHG is producing and selling Nutrimix for nutrition of children. There are plans for branding of this product. Haats have been set up for marketing of agricultural products and there are also manihari shops and tailoring stalls.

A group called Sanjeevani Bakri Palk Samiti comprising 50 members has been formed. JSLPS has tried for registration of the group without success.

22nd December, 2016

21. West Singhbhum District Consultation, Hotel Shifa Manor, Chaibasa

Attended by representatives of Animal Husbandry, Dairy Development, RSETI, NABARD, ATMA, Soil Conservation departments, PM Rural Development Fellows, JSLPS staff, representatives of Srijan Mahila Vikas Manch, and Pradan. Out of a total of 38 participants, 9 were female.

Feedback on the Project

- Mahua seed oil, an essential component of vanaspati ghee, has been recognized by Jharkhand and has been selected for marketing by 8 APMC markets. This should be included in JOHAR.
- Kaju production can be taken up.
- The project does not have focus on soil conservation and water conservation
- Adoption of eco-friendly technologies.
- There is dairy potential at State level, not in Singhbhum, should be taken up under JOHAR
- NABARD has registered 65 POs. NABARD is already the apex body for the produce fund for formation of 2000 POs. JOHAR should discuss at the state level how the producer group work can be converged with the existing NABARD program.
- When producer groups reach a critical mass they can form their activity/produce based plans. These plans can be integrated with district level agriculture or other plans and in turn can be funded through area based banking plans.
- Primary processing centres should be formed at the village level for better returns
- In tribal areas SHGs have been formed but they have not been able to work on common assets
- Instead of working on new products, the project should focus on existing crops/products and attempt for incremental income improvements. Traditional livelihoods should be strengthened.
- Will working on NTFP be enough to bring families out of poverty? Plantation and horticulture should also be included.
- There should be a block level stakeholder coordination body for coordinating work with different departments
- Include crop and livestock insurance
- Mined areas can be used for plantations, pits can be developed into ponds

Social Inclusion

- Opportunity for vulnerable households (women headed, PWD) in processing centres and value addition.
- Should specify that particular jobs are reserved for vulnerable groups.
- Special Budget for activities for vulnerable households
- Promote backyard poultry, goatry, small scale fisheries, horticulture on barren lands

Improving impacts in tribal areas

- Tribals are not aware of land rights, should be made aware of FRA provisions, and claims should be filed for community rights as well as private land so that they can take up land based activities
- Traditional crops should be mainstreamed, focus on their traditional crafts also.

- Make incremental improvements in existing systems – single to double cropping, add vegetables to current crops, growing solanaceous crops with creepers.
- Promote short duration crops, diversify to reduce risk
- Scale up organic management
- Provide assured markets for limited period say 2 years, so that tribals feel that there is less risk in adopting new technologies
- Make the community aware of operations above the level of community also, so that there are no questions/objections once the project is started.

Women's Empowerment

- Ensure women's participation in activities according to their life cycle (home-based or farm based)
- Risk of male dominance in Producer Groups. Reserve some %age of membership of Producer Groups for women members
- Payment should go directly into women's accounts
- Promote women friendly implements
- Exposure to women to places where women are participating in marketing
- Gender sensitization should be mandatory part in village level trainings
- Focus on drinking water availability also promoting irrigation

Risks /Adverse impacts

- Soil degradation
- Depletion of water resources. Water budgeting should be mandatory before increasing water consumption in agriculture
- Ground water use should not be promoted. Focus on river water use and rainwater harvesting
- Risk of depletion of forest resources (NTFP) extraction. Previously people used to leave 30% of chironjee seeds while harvesting, but not now. Burning of undergrowth before mahua collection.
- Inter-group tensions (many groups are formed at village level)
- Risk of elite capture in PGs. Keep reservation so that only elite do not participate repeatedly.

Role of Local Institutions

- Involve traditional leaders Munda and Manki in management and conflict resolution for common resources such as village commons and fisheries etc.
- Munda/Village Headmen can have a role in governing board of producer organization
- Involve Munda/Manki in cluster planning
- PRIs have a role in cluster planning and in supporting linkage with line departments
- NGOS and CBOs can be involved in capacity building

Good Practices/ Model Projects

- Developing fruit orchards on barren land
- Use of micro-irrigation with agriculture
- Explore replication of Dangs Model of Gujarat. In this Model landless people have leased land from the Forest Department. The revenue Department and the Forest Department have developed a system in which the Forest Department assesses the monetary value of trees growing on the leased land, and against this value (considered as collateral), banks provide loans.

23rd December, 2016

22. Meeting with Fishers' Group, Malai Dam, Murma, Satbarwa Panchayat

The Malay Reservoir was constructed by the Irrigation Department about 40 years ago. Met 8 male members of the Fishery Cooperative. Fishermen used to fish in the reservoir individually, then in 2007 a group was formed called Matasya Palak Samiti. This has 71 members from surrounding 7 villages. The group includes members of different castes (Oraon, Chero, Kherwar, Kahar, Mocih, Muslims, Harijans) some of whom are new fishers and have never done fishing before. Members joined after paying Rs.250. After registration of the group they received training in Ranchi. They learned about inputs and management. Now they hold monthly meetings and minimum 50 persons have to attend. New members can now join the group after paying a membership of Rs.300.

Fish seed and feed are provided by the department. Only men are engaged in fishing. Fishing is done by nets that are weighed down by tyre tubes and pulled across the water to collect fish. To avoid catching young fish, they use net of one by 5 inches. In this way fish having minimum 1 kg weight are caught. Fishes weighing up to 70-99 kg have been caught from the reservoir. Fishing by bansi (hook) is not allowed because the hook can break off, and if left in the water it can hurt fishes.

Fishermen catch fish and sell individually. Traders (or in some cases some of the fishermen) buy the fish at the reservoir itself. Traders bear the cost of transportation. Fishermen are paid after the fish has been sold in the market. In previous years there was less rain and about 50 kg of fish seed was put in the reservoir. Fishermen have earned 25 to 50,000 in the four-month fishing period in the last few years. This year there has been good rainfall and 15 trucks of fish seed (about 750 kg) has been put in the water body and they expect to get a good harvest. Water is let out from the reservoir three times a year for irrigation, then the gates are closed to conserve the water for fish culture.

23. Meeting with SHG Fish Farmers, Manaswati village, Ponchi Panchayat

Village has 295 families, more than 200 are included in 15 SHGs. Only old people who cannot take part in meetings are left out. There are Harijans, ST, OBC and Muslims in this village. Land ownership ranges from one to five acres. SC household do not own land.

In this village Contour bunds are there, near one such bund water collects from the canal. This year 6 women (from 5 different SHGs and one non-SHG member) decide to take up fishing in the water body formed near the contour bund. They are not traditional fishing community, but they obtained fish seed and have nurtured them since July this year so that they can be harvested. They took the money from their SHG and seed was purchased from Daltonganj. Fish feed given comprises of atta, makka, etc.

Women got the idea of starting fishery from the exposure visit to Gaya. There they saw how SHG group was engaged in fishery from the talaab.

24. Meeting with PRI and community members, Juru Panchayat

Met the Mukhia, SHG members and other community members. Total of 48 persons including 25 women. No knowledge of previous livelihood programs. Under MGNREGA NADEP has been initiated and they have a plan to undertake 400 units of vermin-composting.

Agri-culture is mainly rain-fed. Water conservation works have been done by the Forest Department. There has been very less rain in the last 2 years and there was less water in the dam. This year there was good rainfall, but canals are there but they are under disrepair since last ten years and they do not get water. Few bore-wells are there in the panchayat with water level at 40-60 feet. Less water requiring crops should be grown. Irrigation works are needed in the region.

Farmers come from all castes. Landless is high among SC. Landless do manual labour, ply rikshas and work in brick kilns. Farmers do not know about proper cultivation and which seeds to use, trainings needed. Farmers sell their produce in the weekly local market or in Daltonganj.

Pasturelands no longer exist due to heavy encroachment. No land available even for community works such as school building. Livestock reared include poultry, pigs and goats. There are no veterinary health services and poultry and goats are dying in large numbers.

Sources of credit are mainly Mahajan and neighbours. Few people have KCC.

Suggestions for JOHAR: Irrigation, Employment generation for landless, Promote low water requiring crops, Improve health services to support livestock rearing

24th December, 2016

25. Palamau District Consultation, DRDA Conference Hall, Daltonganj

Attended by DC, representatives Departments of Fisheries, Horticulture, Animal Husbandry, Cooperatives ATMA, Soil Conservation, Rural Development, JSLPS staff, representatives of SHG Federations, UNDP Goal, Mahila Shramik Vikas Manch. Out of a total of 75 participants, 21 were female.

Feedback on the Project

- Fisheries and pulses should be included in Palamau District. Many good fisheries models exist in Palamau
- Study previous MoUs of Producer Groups. In previous MoU with Pepsi for potato cultivation, farmers lost all their crop due to heavy rain, and no compensation was received.
- Many line departments do not have their representatives placed at block level, how to coordinate activities at block level?
- Project must target the left out PVTGs
- While working on NTFP, conservation of forest resources is essential
- Medicinal herbs are collected in this district, they should be included under NTFP
- Under NTFP, bidi patta should also be included
- Imli value addition can be considered for production into lozenges
- Include Post harvest management and value addition, as for tomato
- Introduce semialata for lac cultivation
- There is overlapping of schemes, resources should be pooled
- Convergence with schemes such as bakra ghar nirman, shukar ghar nirman, layers under MGNREGA, and also pump set scheme, agricultural implements through SHGs, Pashu Sakhi in non intensive blocks, etc.
- Under fisheries these activities should be taken up- hatcheries, prawn cultivation in dhobas, ornamental fish culture, fish wafers, filleting, prawn culture

- PGs should get the Sarkari Tender for talaabs, and high yielding fish seeds can be given to them

Social Inclusion

- Land leasing for landless
- Activities on common land for PG of landless
- Where land is not available, involve landless in processing, value addition units
- Develop landless as cadre
- Develop special category of cadre (from landless) who can be trained to work on the fields of other farmers
- Small farmers may not join the PG but can be linked to schemes of Line Departments
- For Small farmers upgrade from single cropping, to two crops. Focus on irrigation and skills for this.
- Focus on integrated farming. Households that collect dung/droppings can undertake vermicomposting and sell manure to other farmers who need it. Partnership of landless with farmers to use their agricultural waste as feed for livestock

Elite Capture

- Formulate byelaws so that they are automatically eliminated
- Specify membership for different categories to avoid dominance, or minimum membership of small producers, etc.
- Capping of land ownership for membership of PG
- Identify elite who can help the PGs. Invite elite of the area in open meetings in which PG plans are shared with them. Motivate them to commit support the PG in some form. Invite elite to donate land for production activities of the PG. Invite them to exposure visits to see other Producer Groups.

Working with Primitive Tribal Groups

- Trust building before project interventions
- Do not alienate from traditional livelihoods, build on them
- PVTGs depend on wage labour and daily earnings, therefore, introduce livelihood pattern in which they are paid in a few days if not daily
- Any livelihood strategy introduced must incorporate their experience, customs, and forest based rights
- Instead of forming new groups project should aggregate their produce and establish linkages with existing cooperatives for buying their products. This will reduce dependence on and hold of middlemen
- Sustained IEC using small brochures in local language, short films, motivational clips of tribals who have adopted improved practices
- Exposure visits
- Incentives/awards/recognition to adopters
- Selection of cadre from the village and trainings to be done by them, follow up practices and handholding

Women's Empowerment

- Specify minimum % membership of women in Producer Groups
- Trainings on financial management and marketing. Give other trainings (achar, school dress) for additional strengthening of their livelihoods
- Women friendly equipment
- Include women in decision making

- Include women in forward and backward linkages, not only in processing

Environmental Issues/Management

- Discuss importance of existing conservation practices.
- Create awareness on limit of resources, and affect of resource depletion on livelihoods
- Consider impact of climate change, in recent past lac produced decreased. With further warming tomato cultivation may not be possible
- Tree plantation/horticulture near existing contour trenches/wells/dhobas
- Promote CCTs for soil and water conservation
- Plantation on fallow land
- Promote organic agriculture

Role of Local Institutions

- External Resources should do ToT of local institutions who can then take up the trainings

Good Practices/ Model Projects

- At Dam sites Fishery Groups are registered as Cooperatives. The groups receive training in Ranchi, and they are provided fish seed, feed and nets. The fishermen catch and sell fish individually or may pool resources for transportation.
- There are 120 ponds in Palamau. Most ponds are not perennial. Producer Groups are formed for fishery in ponds.
- Cage culture is planned and there is a target of introducing 2800 cages
- Riverine Fish Farming using 40m x 5m stationery nets that enclose river water so that fish can be cultured. This model can be used in the dams too.
- Support of Rs.1,00,000 for pond construction
- Support for fish culture in dhobas

26th December, 2016

26. Meeting with PRIs, community members, Gandrakpur Panchayat, Shikaripada Block

The Mukhiya, and 40 women including Ward Panch, SHG members and PVTG (Pahadiya) women, as well as staff members from Pradan and JSLPS were present.

There are 17 SHGs in the Gandrakpur village and 56 in the cluster. Members comprise a mix of OBS, SC, ST including PVTGs. There are 375 households in the village, of which 189 are already SHG members. Land ownership in the village is generally about 0.5 to 5 acres, with few owning up to 7 acres. Eight households are landless.

Before SHG formation began in 2002, credit was sourced from Mahajans. Now SHG (and bank linkage from SHG) are the main source of credit. About 20-25% of the households have their own source of water, mainly wells. These too run dry in the summer months. Kharif crops grown are maize, pumpkin and creepers. Rabi crops are potato, cauliflower, tomato and vegetables. Households having irrigation sources grow a good crop of vegetables. Mainly chemical fertilizers are used though FYM is also used as available.

Vermicomposting was tried previously but they stopped because the surplus vermicompost could not be sold. They would use 60-80 bags of the compost on their own fields. At that time plantation was going on and 80-90 bags could be sold for this

purpose. Later the demand for plantations stopped, they tried getting license for vermin-compost production but were unsuccessful.

Livestock reared include goats, cows, poultry and pigs. Only ST households rear pigs. Goats and cows graze on fields or vegetation found nearby. People also collect leaves and feed the goats at home. Village commons are also available. Goat holding is only about 2-5 per family and that too is decreasing. The reason is high mortality. People sometimes take goats to sell in nearby markets, but traders also come to their village to buy the goats. A Cooperative called Ekta Mahila Kukut Palak Samiti has been formed.

Near the dam many households have land that is seasonally submerged. Out of the 10 villages of this Panchayat, there are 7 villages in which 30-40% households have submerged land. They have hardly 0.5 acre left to cultivate permanently. The land that is submerged is cultivated only in the 3-4 months when water level is low. Wheat, chana and sarson are grown on this land. Since the dam receives water from many channels the crop is always in danger of being flooded and many times the crop is destroyed. Backyard poultry, goatry and piggery are possible income generating opportunities for these households.

Landless households earn their income by leasing land from others and they grow wheat and potato. They also do manual labour. There are 8 women headed households. They get cultivation done through paid labour. They also earn from puffed rice (mudhi) making and work in brick kilns. According to a survey done in the village, there are 21 single persons (men or women), 68 widows and 12 persons with disability. It was mentioned that there is need to find ways to include these vulnerable persons in income generation opportunities. In many families life expectancy of male members has found to be low because of alcoholism and other health reasons.

NTFP: almost all households collect firewood for own consumption, and they graze their animals in the forests. Some families are engaged in sal leaf collection for plate making. The stitched plates are sold in packs of 20 for further processing (moulding of two sheets to form plates and saucers). Collectors earn only 2000-3000, but traders earn up to 27,000 per year. This processing is done in other villages.

The Pahadiya are primitive tribal group in this village. They own very less land, for cultivation they lease land from other farmers. They also collect leaves from the forest and rear backyard poultry.

Farmers sell their produce in the weekly haat in this village or they transport their produce on bicycles to markets 18-20 km away. If it rains and the produce is not sold they have to bring it back. For selling goats the traders come to the village, or the people take their goats to the markets in Dumka or Hatia. Goats are sold based on their estimated weight.

Suggestions for JOHAR: Set up plate making machines – sal leaf, provide health care services for livestock, community based irrigation for vegetable growers, organic pesticides should be promoted. Sheds for goats and poultry should be provided.

27. Meeting with community members, Kusumba village, Bartala Panchayat, Kathikud Block

There are about 150 households in the village inhabited by SC, ST, Mohli (Pahadiya). Few households that own wells are able to grow vegetables. 50 households are able to do irrigated crops, those that do not have wells take water from others. Other sources of

water are river and talaabs. Crops grown include paddy, wheat, and vegetables. Cultivation is also done in dried up water bodies.

Post Harvest management: World Vision implemented a project in which the SHG was provide a mini rice mill through grant. One person operates the rice mill for few days after harvest. He charges Rs. 120 per day from the SHG. Users pay Rs.8 per tin that goes to the SHG. The collected money is used for repairs.

There is drinking water problem and women have to go down the hillside for 5 km to collect water when the chapakals run dry in summers.

A total of 70 households are involved in basket making. They buy bamboo from the market at Rs.50 per bamboo. From one bamboo they are able to make 15-20 small baskets that are sold for Rs. 12 but the middleman sells each piece for Rs.20. for big basket they get Rs.30 but middleman sells it for Rs.50. Therefore, there was a demand that these goods should be aggregated and sold to realise better prices.

About 50-55 households are engaged in sal leaf collection and pattal making. They get only Rs.4 for a bundle of 20 plates. In other villages there are plate making machines that superimpose two sheets and mould them into plates. Women find it difficult to go the market for selling as they have to stay out at night. Sal leaves are now less available and people have to travel farther to collect same amount of leaves.

Cows, goats, backyard poultry and pigs are reared, but health services are absent resulting in high mortality of animals. Livestock are reared through open grazing. Families own up 7-9 small and large ruminants but total milk production per family per day is hardly 0.5L. One person takes animals of several families for bagali and is paid once a year by the user families.

The Silk Development Board has constructed a silk rearing shed and silk cocoon rearing will start. The village SHG maintains a group vegetable nursery.

Suggestions for JOHAR: Irrigation from ponds/ lift, veterinary health services, drinking water facilities, set up plate making machine in the village.

27th December, 2016

28. Dumka District Consultation, JSLPS Office, Dumka

Attended by representatives of Soil Conservation and ATMA, JSLPS staff, representatives of Pradan, Chetna (working on livelihoods for people with disabilities), Jharkhand Tribal Development Society (working on livelihoods for PVTGs). Out of a total of 23 participants, 2 were female.

Feedback on the Project

- Because of the rolling topography irrigation potential is not more than 25% and drought prone areas should also be included in the project.
- In dam affected area land under submergence is available or cultivation for 4 months or about 120 days in which pulses can be cultivated.
- Fishery through cage culture has been started in ponds through the Fisheries department.
- Plantation of Terminalia (for tussar), tulsi, medicinal plants, fodder plants around ponds and dhobas.

- For inclusion under NTFPs – Mahua, cashew nut, Moringa (drumstick), tamarind, jackfruit, tassar.
- Mahua should be included because families earn a minimum of Rs.2000-4000 per annum from sale of mahua flowers and seeds. Maximum earnings may go up to Rs.10- 15,000. According to a study conducted by Pradan, many petty traders derive their whole income from buying and selling mahua flowers. Mahua flowers are sold from 4 districts including Shikaripura to West Bengal, the total trade amounting to 3 crore rupees. Mahua flowers are also used by mich animal owners to improve milk productivity.
- Markets and demand for goat meat is already good it should be promoted for vulnerable families
- Background poultry is a good option
- There are many grazing free forest products such as ban tulasi, lemon grass, mentha and custard apple that can be included under NTFP in JOHAR

Queries on JOHAR

- Linkage between SHG organizations (VO, CLF, BLF) and PGs is not clear. Where will the community resource persons be placed in JOHAR?
- Will one commodity cluster include one uniform package of practices, or will there be locality specific flexibility for pathari land, lowland, upland etc.?

Social Inclusion

- Include vulnerable categories – landless families, marginal farmers, old age people, single women, differently abled people, primitive tribal groups.
- Strategies:
 - ✓ Off farm activities should be included
 - ✓ Micro-enterprise should be established
 - ✓ Assessment of natural inclination and skill set of the family
 - ✓ Dedicated allocation in the project for these sections and end to end engagement
 - ✓ Craft-based artisan groups/ tribal groups could be included by connecting them with market
 - ✓ Community sensitization or broad-basing awareness about these categories
 - ✓ BCC based sensitization
 - ✓ Convergence with government programs which are suitable to them (NREGA, crèche)
 - ✓ FRA sensitization and land rights initiatives

Working with Primitive Tribal Groups

- Challenges:
 - ✓ Less landholding
 - ✓ Less productivity
 - ✓ Nature of renting (unstable)
- Strategies:
 - ✓ Forest based activities could be promoted
 - ✓ Cooperatives for reducing stress selling in cow-pea and mountain based maize
 - ✓ Clusterization of their community groups

Women's Empowerment

- Imparting training and skills particularly to women to enhance their identity
- Control over income could be specially promoted for women

Environmental Issues/Management

- Stone Mining – leads to respiratory diseases, but rates of return are high among workers. Discourage over engagement of families in stone quarrying
- Opportunities – fishery in closed quarries, broiler farming and goat rearing, awareness around NPM

Role of Local Institutions

- Joint and complementary movement of different agencies
- Convergence of project and programs
- Knowledge sharing among institutions
- Inclusion of PRI members in cluster planning and beneficiary selection
- Finding concurrency in plan for the area (among goals of elected representatives and objectives of project)
- Valuing local 'Gram Pradhan' system

Good Practices/ Model Projects

- 20 tamarind de-seeders have been set up by JSLPS
- Low cost water conservation structures to strengthen recharge
- Soak pits
- Live demonstration of ground water level and management
- Using straw, cow dung, soil and ash mixture for moisture retention
- Plantation on wastelands using hardy crops such as horse gram, shrubs, millets, aromatic herbs, etc.
- Integrated vermin-compost strategy
- Mulching

Annexure 2 Tribal groups of Jharkhand

1. Asur, Agaria
2. Baiga
3. Banjara
4. Bathudi
5. Bedia
6. Binjhia
7. Birhor
8. Birjia
9. Chero
10. Chik Baraik
11. Gond
12. Gorait
13. Ho
14. Karmali
15. Kharia, Dhelki , Kharia, Dudh Kharia, Hill Kharia
16. Kharwar
17. Khond
18. Kisan, Nagesia
19. Kora, Mudi-Kora
20. Korwa
21. Lohra
22. Mahli
23. Mal Paharia, Kumarbhag Paharia
24. Munda, Patar
25. Oraon, Dhangar (Oraon)
26. Parhaiya
27. Santhal
28. Sauria Paharia
29. Savar
30. Bhumij
31. Kawar
32. Kol

Annexure 3 Particularly Vulnerable Tribal Groups (PVTGs) of Jharkhand

S. No.	Name of Tribal Group	Population (2011 census)
1	Asur	22,459
2	Birhor	10,726
3	Birjia	6,276
4	Hill Kharia	1,96,135
5	Korwa	35,606
6	Mal Paharia	1,35,797
7	Pahariya	25,585
8	Sauria Pahariya	46,222
9	Savar	9,688

Annexure 4 Suggested summary of contents of a short TDP

1. Executive Summary
2. Area/Cluster description
3. Consultations
4. Situation of tribals in the Cluster – baseline description
5. Tribal livelihood strategies
6. Specific adverse impact/s of JOHAR as a result of activities on (related to livelihoods):
 - a. Private lands, if any
 - b. Common lands, if any
 - c. Any other (specific)
7. Mitigation measures
 - a. Description of available options, their pros and cons
 - b. Fund requirement for special activities and entry point activities
8. Implementation of TDP
 - a. Timeline
 - b. Responsibilities
9. Reporting, monitoring and evaluation
10. Endorsement by the CBOs and affected households

Annexure 5. Screening for Tribal presence

Please include tribal households living in the hamlet/village where the proposed project interventions are to take place.

S.N	Key Concerns	Yes	No	Not known	Remarks
Identification of tribal groups					
1	Are there socio-cultural groups present in or use the project area that may be considered as "tribes" (hill tribes, schedules tribes, tribal peoples), or "indigenous communities" in the project area?				
2	Do such groups self-identify as being part of a distinct social and cultural group?				
3	Do such groups speak a distinct language or dialect?				
4	Provide list of tribal groups identified				
5	Provide data on households per tribal group				
Identification of potential impacts					
6	Will the project directly or indirectly affect the tribal groups?				
7	Will the project directly or indirectly affect Indigenous Peoples' traditional socio-cultural and belief practices? (e.g. health, education, arts, and governance)				
8	Will the project affect the livelihood systems of Indigenous Peoples? (e.g., food production system, natural resource management, crafts and trade, employment status)				

Annexure 6 Social Impact Screening Checklist for Community Infrastructure

The checklist will be used for screening in community infrastructure sub projects including custom hiring centres, common service centres, post harvest management centres, water management structures and pilots, private sector infrastructure sub-projects, etc.

A. Background Information	
A1. Short Description and Justification of the proposed activity	
A2. Physical Location of the activity	
A3. Name and designation of the focal point for the activity	
B. Expected benefits	
B1. List of main benefits to the local community	
B2. Total number of beneficiary households	
B3. Number of SC, ST, SMF and women beneficiaries	
B4. Number of other minority beneficiaries, if any	
C. Potential adverse social impacts and identification of affected households	
C1. Will the activity involve involuntary physical relocation of the local community or any household?	Yes No <i>(If Yes, exclude from the project)</i>
C2. Will the activity involve any acquisition of private land?	Yes No <i>(If Yes, exclude from the project)</i>
C3. Will the activity involve change in the use of designated grazing lands?	Yes No <i>(If Yes, exclude from the project)</i>
C4. Will the activity involve removal of encroachments	
C5.(i) Will the activity entail restriction of access to any common lands, e.g., grazing areas, areas used for sanitation purposes, collection of fuel-wood, etc.?	Yes No
(ii) If Yes, how many households will be affected? (number)	
(iii) How many of these households belong to the SC/ST/ vulnerable category? (specify each)	
v) For how many years will the restriction be applied?	
(vi) List the impacts to the affected households (gender-disaggregated)	
(vii) List alternatives/ assistance that will be provided to the affected households. Have these been endorsed by community and affected persons? Are these Adequate in mitigating the losses?	
(viii) Has community consultation been carried out? Has it been documented in a resolution?	Yes No
(ix) Has PRA been carried out (especially mapping of common land use)?	YesNo
(x) Has intra- and inter-community agreement been established?	Yes No
D. Labour Issues	
D 1. (i) Will construction involve use of contractual labour?	Yes No
(ii) How many labourers will be involved on the site?	
(iii) What is the expected duration of construction?	
D 3. Name of Contractor.	
D 4. Has the contractor submitted a plan for labour welfare?	Yes No

Annexure 7 Economic Characteristics of Women Headed Households in districts covered under JOHAR

District	Total Households	Landless HH with major income from manual labour		HH having non-agricultural enterprise registered with government		Households owning un-irrigated land		Households owning irrigated land	
		No. of HH	%	No. of HH	%	No. of HH	%	No. of HH	%
Palamau	25,323	7,090	28	464	1.83	12,423	49.06	6,981	27.57
Dumka	34,163	6,007	17.58	430	1.26	22,732	66.54	8,506	24.90
Giridh	30,556	5,826	19.07	545	1.78	20,072	65.6	8,472	27.73
Sahibganj	20,688	9,014	43.57	437	2.11	6,460	31.23	4,148	20.05
Pakur	20,079	7,069	35.21	198	0.99	7,863	39.16	4,805	23.93
Latehar	11,039	1,745	15.81	292	2.65	7,453	67.52	3,346	30.31
Hazaribagh	26,248	5,394	20.55	593	2.26	14,858	56.61	10,452	39.82
Ramgarh	15,561	15,561	24.72	3,847	24.72	670	4.31	7,297	46.89
Ranchi	40,373	8,594	21.29	1,165	2.89	21,982	52.22	12,586	31.24
Khunti	14,180	1,603	11.30	440	3.10	9,724	68.58	4,572	32.24
Gumla	22,082	3,371	15.27	556	2.52	10,754	48.70	3,420	15.49
Simdega	14,818	2,305	15.56	158	1.07	9,649	65.12	1,152	7.77
West Singhbhum	38,128	15,545	49.77	1,438	3.77	8,217	21.55	5,259	14.06
Saraikela Karsawa	22,553	6,479	28.69	1,138	5.05	7,630	33.83	2,275	10.09
Bokaro	22,783	5,950	26.12	646	2.84	10,892	47.81	4,151	18.22
East Singhbhum	9,142	1,432	15.66	161	1.76	5,761	63.02	2,503	27.38
Lohardagga	38,531	13,845	35.93	851	2.21	9,010	23.38	2,386	6.19

Annexure 8 Disclosure Workshop on Environment and Social Assessment

Date: 15th February, 2017

Venue: Hotel Capitol Hill, Ranchi

Mr. Bishnu Parida, Chief Operating Officer, JSLPS welcomed the participants and explained the purpose of the workshop. Mr. Srimanta Patra, JSLPS, gave the background of the environment and social assessment studies. The workshop was attended by the Principle Secretary, Rural Development Department, CEO and COO JSLPS, representatives of Departments of Horticulture, KVK ATMA, Agriculture, Cooperatives, Planning cum Finance, Women and Child Development, State Biodiversity Board, and NGOs including Landesa, Pradan, TRIF Syngenta, CARE-India, Vikas Bazar Network, Trickle Up, Lok Prerna, SUPPORT, and Tata Steel Rural Development Society, representatives of Block and Cluster Federations, and JSLPS staff. A total of 46 participants attended the workshop including 18 female participants.

Dr. Alka Awasthi, Social Consultant, presented the highlights of the Social Assessment study covering the objectives of the study, methodology used, stakeholder consultation process, key social issues identified and strategies developed for social management. The Social Management Framework as well as the Tribal Development Framework was presented in detail. Dr. Dalbir Singh, Environment Consultant, presented the major findings of the Environment Assessment Report including the rationale for EMF, methodology followed for Environment Assessment, Key findings, applicable regulations, potential environmental impacts and their mitigation measures and guidelines. Ms. Vanitha Kommu, Consultant World Bank summarized the findings of the study and described how the recommendations would be implemented in the project.

Mr. NN Sinha, RDD, made observations on the reports. He stated that JOHAR builds on the social inclusion achievements of NRLP but JOHAR will target primarily producers with marketable surplus. In this context it is important to maintain a balance between achievement of project objectives with social imperative of inclusion. He appreciated the fact that for the first time climate resilience has been explicitly mentioned as a project component, and hoped that the environmental imperatives of GHG mitigation as well as drought proofing would be effectively addressed in the project.



A number of suggestions were made on the reports, these are as follows:

A. Social Assessment Report

- For ensuring social inclusion we should give target percentages in line with proportion of vulnerable groups in the local population
- PRIs and traditional leaders have to be consulted during land lease/transfer process
- People with Disabilities (PWD) should also be targeted for social inclusion.
- The project would involve intensification of production systems, there is risk of involvement of children in production processes. The project should provide guidelines and should include awareness generation on the topic followed by close monitoring during the project.
- It is will be difficult to include tribals, particularly PVTGs and build their skills at par with other beneficiaries within the project period. While other vulnerable groups can be targeted in throughout the project sectors, additional pilots may be executed for PVTG specific livelihoods to bring them up to surplus production level

B. Environment Assessment

- Regarding the regulations on pesticide use, the pesticides banned by Government of India are not available in the market, however some of the pesticides banned as per WHO classification (such as monocrotophos) are crucial in certain stages in select crops like mango. The alternate package of practices should be able to address the pest problems effectively in absence of these pesticides
- Soil testing should be done before fertilizer application
- Training on sustainable harvesting of NTFPs is important
- The comprehensive set of package of practices should be given for the select crop including drought proof measures, climate resilience, suitable varieties etc. This can be done for individual crops at the stage of crop plans/DPR preparation
- The EA report should also include the drought mitigation strategy given the climate variability being experienced. The strategy outlined in the state action plan on climate change can be referred to
- Promotion of solar energy may lead to over-exploitation of groundwater. Micro irrigation will be promoted for optimal use of water resource
- It is advisable to capture the potential contributions to the GHG emissions under High Value Agriculture, a separate study can be commissioned for the same.
- The issues relating to efficient use of water, minimising use of chemical fertilizer, feed and fodder management, sustainable harvesting of NTFP and environmental auditing will be addressed in JOHAR project.

Mr. Paritosh Upadhyay, Chief Executive Officer, JSLPS summed up the discussions with a view to relevance for JOHAR implementation. Mr. Srimanta Patra gave the vote of thanks.

List of participants

S.No.	Name	Organization
1	N.N. Sinha	Department of Rural Development, GoJ
2	Paritosh Upadhaya	CEO JSLPS
3	Bishnu C Parida	COO JSLPS
4	Srimanta K Patra	SPM-SMIB, JSLPS
5	Vanitha Kommu	World Bank Consultant
6	Purnima Mukherjee	JSLPS
7	Alka Awasthi	Consultant JOHAR
8	Dalbir Singh	Consultant JOHAR
9	Bhishma Nath Mahto	Tata Steel Rural Development

		Services
10	Rajaul Arfin	Lok Prerna
11	Ajay Kumar Mahto	JSLPS
12	Priyanka Devi	Cadre JSLPS
13	Kuldip Ebba	SUPPORT
14	B.K. Mallick	Consultant Care India
15	Khudi Ram	JSLPS
16	Cecilia Kashyap	Cadre JSLPS
17	Jyoti Rani	JSLPS
18	Shanti	JSLPS
19	Anita	JSLPS
20	Mamta SAneha	JSLPS
21	Madhumita Nath	Vikas Bazar Network
22	Anil Kumar	JSLPS
23	District Agriculture Officer	ATMA Ranchi
24	Dr. Om Prakash Singh	Consultant JOHAR
25	Shiba Demta	Consultant JOHAR
26	Ranjeet Gupta	JSLPS
27	Baruna Dutta	Landesa
28	B. Prabhakar	JSLPS
29	Dinesh Kumar	Member Secretary, Jharhand State Biodiveristy Board
30	Kalicharan Singh	Cooperative Services, GoJ
31	Rashmi Rani	Cooperative Services, GoJ
32	Dr. Ashish Das	Trickle Up
33	Deepak Upadhyay	JSLPS
34	Banshi Dhar Singh	Satyam Seva
35	P.S. Munda	Finance Department, GoJ
36	Kumar Sanjay	Finance Department, GoJ
37	Subhanshu Kr Debarta	TRI
38	Akhilesh Kumar	Planning cum Finance, GoJ
39	Randhir Kumar	Cluster Federation Murhu
40	Susum Kandir	Cluster Federation Murhu
41	Nanda Kandir	Cluster Federation Murhu
42	A.K. Mishra	WCD, GoJ
43	Shilwanti Lakra	Cluster Federation, Namkum
44	Rajni Lakra	Cluster Federation, Namkum
45	Anita Lakra	Cluster Federation, Namkum
46	Aparna Shilpi	JSLPS